

Amplify.

GRADE 5 Core Knowledge Language Arts®



Unit 6 The Reformation

Teacher Guide





Unit 6

The Reformation

Teacher Guide

GRADE 5

Core Knowledge Language Arts®



Creative Commons Licensing

This work is licensed under a Creative Commons Attribution-NonCommercial-ShareAlike 3.0 Unported License.



You are free:

- to Share** — to copy, distribute and transmit the work
- to Remix** — to adapt the work

Under the following conditions:

Attribution — You must attribute the work in the following manner:

This work is based on an original work of the Core Knowledge® Foundation made available through licensing under a Creative Commons Attribution-NonCommercial-ShareAlike 3.0 Unported License. This does not in any way imply that the Core Knowledge Foundation endorses this work.

Noncommercial — You may not use this work for commercial purposes.

Share Alike — If you alter, transform, or build upon this work, you may distribute the resulting work only under the same or similar license to this one.

With the understanding that:

For any reuse or distribution, you must make clear to others the license terms of this work. The best way to do this is with a link to this web page:

<http://creativecommons.org/licenses/by-nc-sa/3.0/>

ISBN: 978-1-942010-13-5

Copyright © 2014 Core Knowledge Foundation
www.coreknowledge.org

All Rights Reserved.

Core Knowledge Language Arts is a trademark of the Core Knowledge Foundation.

Trademarks and trade names are shown in this book strictly for illustrative and educational purposes and are the property of their respective owners. References herein should not be regarded as affecting the validity of said trademarks and trade names.

Contents

The Reformation

Teacher Guide

Introduction	1
--------------	---

Lesson 1	8
----------	---

Core Connections <ul style="list-style-type: none">• Review Prior Knowledge	Reading <ul style="list-style-type: none">• Read-Aloud: Chapter 1 “The Power of the Printed Word”• Word Work: <i>Revolutionize</i>
--	--

Lesson 2	36
----------	----

Reading <ul style="list-style-type: none">• Small Group: Chapter 2 “Letters Come Alive!”• Word Work: <i>Mechanism</i>	Grammar <ul style="list-style-type: none">• Introduce and Practice Interjections	Morphology <ul style="list-style-type: none">• Introduce Prefix <i>en-</i>	Writing <ul style="list-style-type: none">• Introduce a Friendly Letter
---	---	---	--

Lesson 3	62
----------	----

Reading <ul style="list-style-type: none">• Whole Group: Chapter 3 “Setting the Stage for Reform”• Word Work: <i>Recant</i>	Writing <ul style="list-style-type: none">• Plan a Friendly Letter
---	---

Lesson 4	79
----------	----

Reading <ul style="list-style-type: none">• Close Reading: Chapter 3 “Setting the Stage for Reform”• Word Work: <i>Devout</i>	Grammar <ul style="list-style-type: none">• Review Subject-Linking Verb Agreement	Morphology <ul style="list-style-type: none">• Practice Prefix <i>en-</i>	Writing <ul style="list-style-type: none">• Practice Using Strong Verbs
---	--	--	--

Lesson 5	99
----------	----

Reading <ul style="list-style-type: none">• Whole Group: Chapter 4 “The Reformation Movement”• Word Work: <i>Self-Disciplined</i>	Writing <ul style="list-style-type: none">• Draft a Friendly Letter
---	--

Lesson 6	116
----------	-----

Reading <ul style="list-style-type: none">• Partner: Chapter 4 “The Reformation Movement”• Word Work: <i>Defy</i>	Grammar <ul style="list-style-type: none">• Review Prepositions and Prepositional Phrases	Morphology <ul style="list-style-type: none">• Introduce Suffix <i>-ist</i>	Spelling <ul style="list-style-type: none">• Introduce Spelling Words
---	--	--	--

Lesson 7129

Reading <ul style="list-style-type: none">• Small Group: Chapter 5 “What Is at the Center of the Universe?”• Word Work: <i>Contradict</i>	Writing <ul style="list-style-type: none">• Plan a Slide Presentation
---	--

Lesson 8152

Reading <ul style="list-style-type: none">• Close Reading: Chapter 5 “What Is at the Center of the Universe?”• Word Work: <i>Contemporary</i>	Writing <ul style="list-style-type: none">• Create a Slide Presentation
---	--

Lesson 9167

Reading <ul style="list-style-type: none">• Small Group: Chapter 6 “The Catholic Church Responds”• Word Work: <i>Revitalize</i>	Grammar <ul style="list-style-type: none">• Review Correlative Conjunctions	Morphology <ul style="list-style-type: none">• Practice Suffix <i>-ist</i>	Spelling <ul style="list-style-type: none">• Practice Spelling Words
---	--	---	---

Lesson 10184

Spelling <ul style="list-style-type: none">• Assessment	Unit Assessment
--	------------------------

Pausing Point198

Teacher Resources202

- Renaissance Timeline Card
- Pronunciation Guide for *Shifts in Power*
- Glossary for *Shifts in Power*
- Slide Presentation Rubric
- Slide Presentation Editing Checklist
- Resources for the Enrichment Selections in *Shifts in Power*
- Activity Book Answer Key

Introduction

Unit 6: The Reformation

This introduction includes the necessary background information to teach *The Reformation* unit. This unit contains 10 daily lessons, plus four Pausing Point days that may be used for differentiated instruction. You may choose to use all four days at the end of the unit, or you may use one day immediately after Lesson 6 and three days at the end of the unit. If you use one Pausing Point day after Lesson 6, you may administer Activity Page PP.1 to assess students' understanding of the content at this midpoint, or you may use the day to focus on writing, spelling, grammar, or morphology skills covered in Lessons 1–6. Each entire lesson will require a total of 90 minutes. Lesson 10 is devoted to a unit assessment. It is recommended that you spend no more than 14 days total on this unit.

Lessons and activities in this unit address various aspects of a comprehensive language arts curriculum aligned to the Common Core State Standards-English Language Arts (CCSS-ELA): reading, writing, spelling, grammar, and morphology. The Alignment Chart indicating which lessons in *The Reformation* unit address content from the Core Knowledge Sequence (Core Content Objectives) and the CCSS is located on the primary web page for this unit.

Why *The Reformation* Unit Is Important

The Big Idea of this unit is that the Reformation was a movement involving religious and political upheaval that shifted the power in Europe from the Catholic Church to the state and led to the creation of Protestantism. Gutenberg's invention of an efficient printing press helped fuel the Reformation movement and allowed Martin Luther's and others' ideas to spread quickly. Great advances in science were also made during this time, some of which challenged religious doctrine and contributed to the undermining of the power of the Catholic Church.

Core Content Objectives Addressed in Core Knowledge Language Arts During Previous Grades and Units

Students who have received Core Knowledge Language Arts (CKLA) instruction in Grades K–4 and up to this point in Grade 5 will already have pertinent background knowledge for this unit. These students may have gained relevant background knowledge during the following domains and units:

Columbus and the Pilgrims (*Kindergarten*)

Early World Civilizations (*Grade 1*)

- Identify Judaism, Christianity, and Islam as monotheistic world religions
- Define *monotheism* as the belief in one God

Note

To prepare for this unit, read this entire introduction, preview the unit and content assessments, and preview the Teacher Resources section of this Teacher Guide. You may wish to collect assessment Activity Pages 10.2, PP.1, and PP.2 from students before beginning the unit.

- Explain that Christianity developed after Judaism
- Explain that followers of Christianity are called Christians
- Identify the Bible as the Christian holy book
- Identify that a Christian house of worship is called a church

Astronomy (Grades 1 and 3)

- Recognize the sun in the sky
- Explain that the sun, moon, and stars are located in outer space
- Identify Earth as a planet and our home
- Explain that Earth orbits the sun
- Describe stars as large, although they appear small in the night sky
- Explain that astronomers study the moon and stars using telescopes
- Explain that our solar system includes the sun and the planets that orbit around it
- Describe tools and methods used to study space and share information
- Describe the life and contributions of Copernicus
- Recall key details about the history of space exploration (e.g., Galileo's invention of the telescope; *Sputnik I*; *Apollo 11*; and the Hubble Space Telescope)

The Ancient Greek Civilization (Grade 2)

- Define the term *civilization*
- Describe how the contributions of the ancient Greek civilization have influenced the present
- Identify Socrates, Plato, and Aristotle as famous philosophers of ancient Greece

The Ancient Roman Civilization (Grade 3)

- Locate Rome on a map and identify it as the capital of present-day Italy and the approximate area where the ancient Roman civilization began
- Define the terms *BC/BCE* and *AD/CE*
- Describe the development of Christianity during the Roman Empire, including the persecution of Christians
- Identify Latin as the language of ancient Rome and the origin of the Romance languages

Colonial America (*Grade 3*)

The Middle Ages (*Grade 4*)

- Identify the Middle Ages as the approximately 1,000-year time period in Europe between ancient and modern times
- Describe the Middle Ages as a time that had both negative aspects, such as conflict and hardship, and positive aspects, such as creation and innovation
- Explain the importance of the Church in the everyday lives of Europeans in the Middle Ages
- Describe the power and wealth of the Church during the Middle Ages and its influence over kings and political decisions
- Describe the role of monks in the Middle Ages
- Identify the Middle Ages as a time of transformation

The Renaissance (*Grade 5*)

- Describe patrons as wealthy merchants who supported artists during the Renaissance movement
- Explain that the Renaissance was marked by an interest in the natural world
- Identify the Medici family in Florence and the popes in Rome as patrons of the arts and learning
- Explain that patrons' motivation for supporting art was linked to the fame it brought them

Overview

The following is an overview of the unit schedule. The Teacher Guide uses the following color-coding: purple for reading lessons; red for grammar, morphology, and spelling lessons; and green for writing lessons.

Lesson 1	Lesson 2	Lesson 3	Lesson 4	Lesson 5
Core Connections 45 min. Review Prior Knowledge	Reading 45 min. Small Group: Chapter 2 “Letters Come Alive!” Word Work: <i>Mechanism</i>	Reading 45 min. Whole Group: Chapter 3 “Setting the Stage for Reform” Word Work: <i>Recant</i>	Reading 45 min. Close Reading: Chapter 3 “Setting the Stage for Reform” Word Work: <i>Devout</i>	Reading 45 min. Whole Group: Chapter 4 “The Reformation Movement” Word Work: <i>Self-Disciplined</i>
Reading 45 min. Read-Aloud: Chapter 1 “The Power of the Printed Word” Word Work: <i>Revolutionize</i>	Grammar 15 min. Introduce and Practice Interjections	Writing 45 min. Plan a Friendly Letter	Grammar 15 min. Review Subject-Linking Verb Agreement	Writing 45 min. Draft a Friendly Letter
	Morphology 15 min. Introduce Prefix <i>en-</i>		Morphology 15 min. Practice Prefix <i>en-</i>	
	Writing 15 min. Introduce a Friendly Letter		Writing 15 min. Practice Using Strong Verbs	

Lesson 6	Lesson 7	Lesson 8	Lesson 9	Lesson 10
Reading 45 min. Partner: Chapter 4 “The Reformation Movement” Word Work: <i>Defy</i>	Reading 45 min. Small Group: Chapter 5 “What Is at the Center of the Universe?” Word Work: <i>Contradict</i>	Reading 45 min. Close Reading: Chapter 5 “What Is at the Center of the Universe?” Word Work: <i>Contemporary</i>	Reading 45 min. Small Group: Chapter 6 “The Catholic Church Responds” Word Work: <i>Revitalize</i>	Spelling 15 min. Assessment
Grammar 15 min. Review Prepositions and Prepositional Phrases	Writing 45 min. Plan a Slide Presentation	Writing 45 min. Create a Slide Presentation	Grammar 15 min. Review Correlative Conjunctions	Unit Assessment 75 min.
Morphology 15 min. Introduce Suffix <i>-ist</i>			Morphology 15 min. Practice Suffix <i>-ist</i>	
Spelling 15 min. Introduce Spelling Words			Spelling 15 min. Practice Spelling Words	

Pausing Point Day 1	Pausing Point Day 2	Pausing Point Day 3	Pausing Point Day 4
Content Assessment/ Pausing Point 90 min.	Pausing Point 90 min.	Pausing Point 90 min.	Pausing Point 90 min.

Core Connections

During the Core Connections lesson in Lesson 1, students will review information about the wealth, power, and influence of the Catholic Church during the Middle Ages and the Renaissance movement.

Reading

Reader

The Reader for this unit, *Shifts in Power*, includes complex text and prepares students in Grade 5 for the increased vocabulary and syntax demands aligned texts will present in later grades. *Shifts in Power* focuses on the Reformation as a movement in which religious and political upheaval weakened the power of the Catholic Church in Europe and led to the creation of Protestantism. It addresses Gutenberg's invention of a printing press, as well as great advances in science, such as the heliocentric theory.

The Reader also includes three selections that may be used for enrichment. Although the Teacher Guide does not include lessons for these enrichment selections, the Activity Book includes activity pages students may complete independently. Please use these selections at your discretion, considering students' needs and the time available in your school day.

Pronunciation Guide

For your reference, the Teacher Resources section includes a Pronunciation Guide for unique content-related words found in *Shifts in Power*. You will also find pronunciations listed by chapter in the reading lessons and on activity pages.

Writing

In the writing lessons for this unit, students will write a friendly letter as well as plan and create a slide presentation. In the friendly letter lessons, students will review the parts of a friendly letter, consider audience, and practice using strong verbs. In the slide presentation lessons, students will be introduced to the concept that both text and images can be effective in presenting information; that the structure of a slide presentation is similar to that of an informational essay, including an introduction, a body, and a conclusion; and that slide presentations often include sentence fragments in bulleted lists.

Grammar

In this unit, students will learn to identify and explain the functions of interjections in sentences. In addition, students will review grammar skills taught in the previous unit, including subject-linking verb agreement in the present and past tenses, prepositions, and correlative conjunctions.

Spelling

During this unit's spelling lessons, students will practice spelling words related to the morphology features taught in the previous unit, words with prefixes *im-*, *in-*, and *ex-*. Each set of spelling words will consist of 12 words. Although each set of words does not follow just one single spelling pattern, you may detect certain gaps or misunderstandings in students' knowledge of the code through careful analysis of their spelling errors.

Morphology

In this unit, students will learn about the prefix *en-* and the suffix *-ist*. Oral and written activities present opportunities to apply morphology skills.

Fluency

Helping students achieve automaticity and fluency to improve reading comprehension is an important goal in CKLA Grade 5. The optional *Fluency Supplement*, consisting of poetry, folklore, fables, and other selections, is provided online at CoreKnowledge.org/CKLA-files and at CKLA.Amplify.com. These selections provide additional opportunities for students to practice reading with fluency and expression (prosody). You may choose and use the selections at your discretion in any order. For more information about using the *Fluency Supplement*, see the Unit 1 Teacher Guide introduction.

Assessment

Each unit includes a variety of assessment tools, including formal and informal assessments, formative and summative assessments, and progress-monitoring assessments targeting specific skills. Each unit concludes with a multipart unit assessment that assesses content knowledge (informational units only), reading comprehension, grammar, morphology, and fluency (optional). The grammar and morphology portions of the assessment address grammar and morphology skills taught throughout the unit. Specifically, the grammar portion of the unit assessment for *The Reformation* addresses interjections, subject-linking verb agreement, prepositions, and correlative conjunctions. The morphology portion addresses the prefix *en-* and the suffix *-ist*. Assessment of the content knowledge students acquired by reading *Shifts in Power* is administered after Lesson 6 (optional) and as part of the Pausing Point days.

Teacher Resources

At the back of this Teacher Guide, you will find a section titled “Teacher Resources.” This section contains materials needed for instruction of this unit. Additional teacher resources for the entire year can be found in the TYearlong Teacher Resources in the Grade 5 Ancillary Materials:

<https://www.coreknowledge.org/free-resource/ckla-ancillary-materials-fifth-grade/>

Digital Components

In the Advance Preparation section of each lesson, you will be instructed to create various posters, charts, or graphic organizers for use during the lesson. Many of these items, along with other images such as maps or diagrams, are also available in the digital components for the unit.

Recommended Resources

You should consider various times throughout the day when you might infuse the curriculum with authentic domain-related literature. If you are able to do so, you may recommend students select books from the Recommended Resources list. In addition, if you recommend that families read aloud with their child each night, you may wish to suggest that they choose titles from this list to reinforce the concepts covered in this unit.

You might also consider creating a classroom lending library, allowing students to borrow domain-related books to read at home with their families. The Recommended Resources list, which also includes online resources, can be found online in the digital components for this unit.

Lesson 1

Unit 6: The Reformation

CORE CONTENT OBJECTIVES

Students will:

- ✓ Identify Johann Gutenberg as the inventor of a machine that used moveable type to improve the printing process
- ✓ Explain why Gutenberg’s invention of a printing press was important

LESSON AT A GLANCE	TIME	MATERIALS
Core Connections		
Review Prior Knowledge	45 min.	map of western Europe; Unit 4 timeline; Renaissance Timeline Card; Activity Page 1.1
Reading		
Read-Aloud: Chapter 1 “The Power of the Printed Word”	40 min.	<i>Shifts in Power</i> ; Activity Page 1.2
Word Work: <i>Revolutionize</i>	5 min.	
Take-Home Material		
Reading	*	Activity Pages 1.3, 1.4; <i>Fluency Supplement</i> selection (optional)

Primary Focus of Lessons

Core Connections: By the end of this lesson, students will be able to identify the chronology of the Middle Ages, the Renaissance movement, and the Reformation movement in relation to each other; and to explain the significance of the Church in Europe in the Middle Ages and during the Renaissance movement.

Reading: By the end of this lesson, students will be able to explain why the invention of Gutenberg’s printing press was important.

Academic Vocabulary

Academic vocabulary words support reading comprehension and may appear across a variety of materials, in language arts and in content areas. Understanding academic vocabulary may contribute to improved performance on assignments and assessments, as these words appear often in directions. Where applicable, general academic words are used throughout the unit, as they refer to all subjects—reading, writing, grammar, morphology, and spelling. They may appear in directions, assessments, spelling lists, activity pages, and discussion questions, among other places.

These words are underlined in lessons wherever they are included. You may wish to define these words and use them intentionally throughout the unit so students hear them used in multiple ways; it is not necessary to teach the words ahead of time.

Following the word list is a chart of applicable Spanish cognates. Providing Spanish cognates may support Spanish-speaking students in comprehending the words in English.

1. **approach**, *n.* a method of handling or solving something

2. **argue**, *v.* to give reasons for or against something

3. **argument**, *n.* a statement or reasons for or against something

4. **common**, *adj.* shared or belonging to two or more individuals, groups of people, or ideas

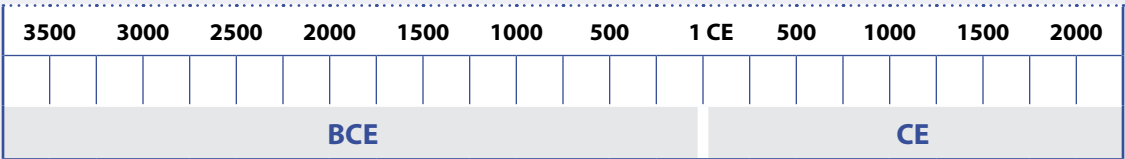
5. **relationship**, *n.* the way in which people or groups behave and interact with each other

Spanish Cognates for Academic Vocabulary in <i>The Reformation</i>	
argumentar	común
argumento	

ADVANCE PREPARATION

Core Connections

- Display a map of western Europe. Alternatively, you may access a digital version in the digital components for this unit.
- Ensure the Unit 4 timeline created in the Core Connections lesson in *The Renaissance* is posted in the room. Locate the Renaissance Timeline Card in the Teacher Resources section of the Teacher Guide.



Reading

- Write the purpose for reading on the board/chart paper. Alternatively, you may access a digital version of this and The Big Question in the digital components for this unit.

Read to learn why Gutenberg’s invention of a printing press was important.

Note

Common is a multiple-meaning word, and students may be more familiar with it meaning typical, prevalent, or ordinary. During this unit, please focus on using *common* to describe something shared or belonging to two or more individuals, groups of people, or ideas.

Fluency (optional)

- Choose and make sufficient copies of a text selection from the online *Fluency Supplement* to distribute and review with students for additional fluency practice. If you choose to do a fluency assessment, you will assess students in Lesson 5. See the Unit 1 Teacher Guide introduction for more information on using the *Fluency Supplement*.

CORE CONNECTIONS

45 minutes

Review Prior Knowledge

5 minutes

- Tell students they will begin a unit called *The Reformation*, which is about a reform movement in European history that came toward the end of the Renaissance, the cultural movement that they just studied in the previous unit. The Reader for this unit is called *Shifts in Power*. Explain that the word *shifts* means “changes,” so the Reader title means “changes in power.” Explain that before reading the first chapter of the Reader, you will discuss some things they may already know about the period of history before the Renaissance that will help them understand what they will learn in this unit.
- Remind students who participated in CKLA in previous grades that they learned about the Roman Empire in Grade 3 and the Middle Ages in Grade 4.
- Have students locate and identify the modern-day countries of Spain, France, England, Germany, and Italy on the map of western Europe. Remind them that parts of the Roman Empire included at least parts of each of these western European countries. Remind students that the time period in the history of western Europe after the fall of the Roman Empire is called the Middle Ages.
- Remind students that both the Roman Empire and the Middle Ages preceded, or came before, the Renaissance movement.
- Repeat that in this unit students will learn about another movement in western Europe that began toward the end of the Renaissance movement and is known as the Reformation.
- Ask students what root word appears in the word *reformation*.
 - *reform*
- Explain that the word *reform* means to improve or to make something better. Reformation is the act of improving something or making something better. This unit will focus on a time period in European history in which some people decided that something needed to be improved, and they took steps to try to reform it.

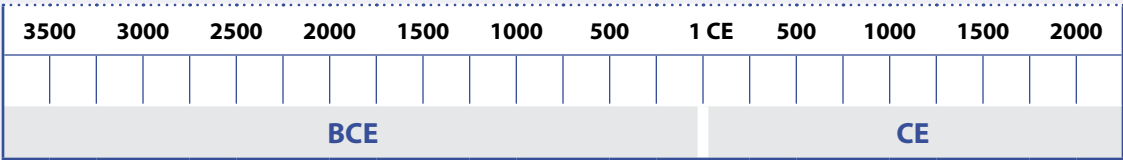
Materials

- map of western Europe
- Unit 4 timeline
- Renaissance Timeline Card
- Activity Page 1.1

Review Renaissance Timeline

5 minutes

- Direct students’ attention to the Unit 4 timeline on display.



- As a review, ask students what the labels *BCE* and *CE* stand for.
 - *BCE* stands for “before the Common Era” and refers to the years that happened a very long time ago. *CE* stands for “of the Common Era,” which refers to more recent years, including the current year.
- Ask students what year the Common Era begins.
 - 1 CE
- Ask which time period—BCE or CE—is counted *backward* from the year 1.
 - BCE
- Ask which event would have occurred first: one that took place in 750 BCE or one that took place in 1000 BCE.
 - one that took place in 1000 BCE
- Refer to the timeline and ask which two ancient civilizations inspired the humanists of the Renaissance period.
 - The Greek and Roman civilizations inspired the humanists of the Renaissance.
- Remind students that the Renaissance in Europe took place generally from the mid-1300s until the early 1600s. Have a student place the Renaissance Timeline Card on the timeline between 1300 and 1600 CE.
- Explain that the Reformation movement took place in Europe generally in the 1500s, toward the end of the period known as the Renaissance. Label *Reformation* on the timeline between 1500 and 1600 CE.

Read Excerpt from “The Power of the Church”

30 minutes

- Tell students they will read an excerpt of a chapter from the Grade 4 unit *The Middle Ages*, entitled “The Power of the Church,” to review some information about the Christian Church in the Middle Ages. Using Activity Page 1.1, have students take turns reading the text aloud as you guide them with the following guided reading supports. Guided reading supports in brackets are directional and not intended to be read aloud. All other phrases and sentences are intended to be read aloud verbatim. Whenever asking a guided reading support question, explicitly encourage students to refer to the text and reread prior to offering an answer.

Throughout this lesson, and other lessons in this Teacher Guide, you will see certain questions or activities labeled either **Support** or **Challenge**. These questions and activities are not intended to be used in all situations. The items labeled **Support** provide additional scaffolding and should be used with classes that would benefit from additional support. The items labeled **Challenge** should be used with classes that would benefit from additional enrichment opportunities.

Chapter 5

A The Power of the Church

THE BIG QUESTION
What practices in the Middle Ages show the influence and power of the Church?

B It is 6:00 a.m. The church bells are ringing to welcome the day and to **summon** you to church. The early morning sunlight illuminates the stained-glass windows. Sometimes, at daybreak, you attend a church service before starting work. You pray often and your life is **anchored** to the Church.



C Stained-glass windows in La Sainte-Chapelle in Paris, France, built in the 1200s

38

D

A [Read the title and The Big Question aloud, asking students to listen carefully to the selection as it is read aloud in order to answer The Big Question. Point out that when the word *Church* is written with an upper case ‘C’, it is a proper noun that refers to a specific church, the Christian Church.]

B [Have a student read page 38 aloud.]

C *Inferential* Describe the image at the bottom of this page and identify the type of building depicted.

» Answers may vary, but should include a description of the ornate rose window, the stained-glass windows, and the elaborate high arched ceiling; the building is a cathedral.

D *Inferential* Based on the title of this excerpt, on the text, and on the image, what can you tell about the Church in Europe during the Middle Ages?

» Answers may vary, but may include that the Church was powerful, wealthy enough to build elaborate buildings, and an important part of the lives of people in Europe.

Support The word *anchored* means “tied to.”

A [Have students take turns reading page 39 aloud.]

B *Literal* Which Church was important to Europeans in the Middle Ages?

» the Christian Church


C *Literal* During the Middle Ages, the Christian Church split into two different parts. The eastern Church was called the Orthodox Church. What was the western Church called, and in what city was it based? Who was the leader of the western Church?

» The western Church, called the Catholic Church, was based in Rome and led by the pope.

A It may be impossible for us to understand just how important the Christian Church was to most Europeans in the Middle Ages. Not only did the local lords have great influence over people's lives, but the Church did, too. The power of the Church had grown gradually over a long period of time. **B**

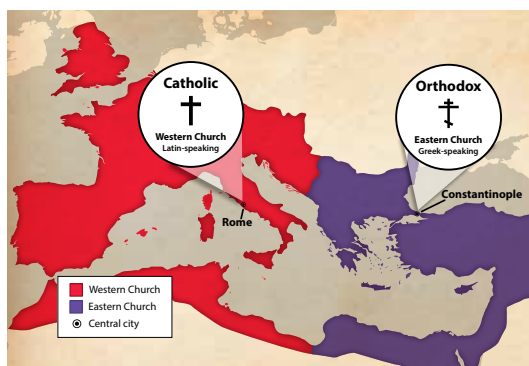
Christianity is based on the teachings of a man named Jesus who lived hundreds of years before the Middle Ages began. Jesus's followers were known as Christians.

In the first three hundred years after Jesus's life, Christianity grew slowly. In fact, in the early years of the ancient Roman civilization, Romans were not permitted to practice the Christian faith. Later, Christianity was tolerated as one religion among several. Eventually, it became the official religion of the Roman Empire. Christianity spread throughout the Empire. As it spread, the power and influence of the Church in Rome grew. The pope was the leader of the western Church.



As time went on, during the Middle Ages, conflicts developed between the eastern followers of the Church, who spoke Greek, and the western followers, who spoke Latin. Finally, in 1054 CE, the two sides split over differing beliefs. The eastern Church was called Orthodox. Members of the Orthodox Church thought their beliefs were orthodox, or correct. The western Church, based in Rome, was called Catholic. Members of the Catholic Church thought their beliefs were catholic, or universal. **C**

Under the Roman emperor Constantine the Great, Christianity was accepted as one of several religions in the Roman Empire.



The Christian Church split apart

D

The two Christian Churches that emerged during the Middle Ages still exist today.

In western Europe, almost every village and town had a church. Most people attended church on Sunday.

In addition, certain days were considered holy days to mark important events in the life of Jesus and his followers. People did not work on these days, but instead went to church. Some holy days were feast days and other holy days were days of **fasting**. Christmas, an important Christian holiday, was a time of feasting, or celebration. The forty days before Easter, another Christian holiday, were a time of fasting called Lent.

E

Architects and craftsmen in the Middle Ages built beautiful churches to express their love for God. New engineering skills enabled stonemasons to create a style of architecture that later became known as Gothic. They built tall towers, arches, **rose windows**, and **spires**. Sometimes it took hundreds of years to complete a great medieval cathedral.

F



Chartres Cathedral

D [Have students take turns reading page 40 aloud.]

E Support The word *holiday* comes from the term *holy day*. A holy day is a day marking an important event in the life of Jesus and his followers. People did not work on holy days or “holidays.”

F Inferential What information on this page supports the argument that the Church was an important part of people’s lives during the Middle Ages?

» Answers may vary, but should include that almost every village and town had a church; most people attended church on Sunday and other holy days; architects and craftsmen built beautiful cathedrals that sometimes took hundreds of years to complete.

A [Have students take turns reading page 41 aloud.]

B Inferential What information on this page supports the argument that the Church was an important part of people's lives during the Middle Ages?

» Answers may vary, but should include that most Christians hoped to go on a pilgrimage, or religious journey, to a shrine at least once during their lives, even though that meant walking or riding long distances far from home; some men became monks and devoted their lives to the Church.

A Holy shrines dedicated to people who played an important role in the history of Christianity were scattered across western Europe. These shrines were usually places where religious figures had been killed or buried, or where miracles were believed



Medieval pilgrims

to have happened. Most Christians hoped to go on at least one journey, or pilgrimage, to visit one of these shrines in their lifetime. For many, going on a pilgrimage meant walking or riding long distances, and eating and sleeping in roadside taverns or religious houses. Many men and women made the journey to fulfill a vow to God, to seek a cure for a disease, or just to travel abroad.

Monks were men who chose to live apart from society and to **devote** their lives to the Church. They spent their lives in monasteries, working on the land, studying, and praying. Monks were often the most educated people in Europe, especially in the early part of the Middle Ages. A monastery was a building, or collection



Sénanque Abbey in Provence, France, was founded in 1148 CE. of buildings, that housed monks. Monasteries were usually contained within high walls that provided a certain amount of protection. **B**

C Women also joined the Church. Women who devoted their lives to the Church were called nuns. Nuns lived in convents, or nunneries. Nuns received many of the same benefits as monks. They were educated and were taught crafts and other skills.

As the Church grew in power and influence, it became very wealthy. The Church raised taxes and it owned land. People who held powerful positions within the Church often came from wealthy noble families. They gave large amounts of money to the Church. The Church also influenced political decisions and supported or opposed kings.



A painting from the 1400s shows nuns kneeling in prayer.



Interior of the Duomo, or Cathedral, of Pisa, Italy, begun in the 1000s

Not only powerful people gave money to the Church. All Christians were required to pay one-tenth of their earnings to the Church. This payment was known as a tithe. **D**

E However, there was a troubling side to this deeply religious period in history. Some people expressed ideas with which the pope and other Church leaders disagreed. Church leaders called these contradictory opinions heresy, and the people who held them were called heretics. Heretics were treated cruelly. **F**

C [Have students take turns reading the first three paragraphs on page 42 aloud.]

D *Literal* In what ways did the Church become powerful and influential?

» The Church became powerful by becoming wealthy. It did this by raising taxes; owning land; getting donations from wealthy people who held powerful positions in the Church; and getting tithes, or one-tenth of their earnings, from all Christians. The Church became influential in politics, taking sides, and agreeing or disagreeing with the decisions of different kings.

E [Have a student read the last paragraph on page 42 aloud.]

F *Literal* During the Middle Ages, how did the Christian Church respond if people disagreed with, or had different ideas from, the pope or other Church leaders?

» The Church called those who expressed ideas that conflicted with the Church's ideas heretics, and it treated heretics cruelly.

A [Have students take turns reading page 43 aloud.]

B Inferential In the unit on the Renaissance, you read about the humanist movement. How did the work of monks and nuns during the Middle Ages prepare the way for the humanist movement that came later during the Renaissance?

» Monks and nuns copied ancient Greek and Roman writings by hand to preserve these writings, which were later used by humanists to support their ideas during the Renaissance.

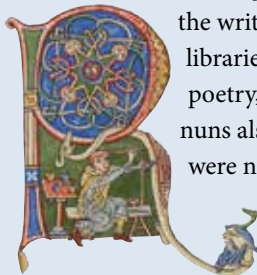
Support Followers of the humanist movement were very interested in the teachings of the ancient Greek and Roman civilizations.

C Inferential During the Middle Ages, why might only the higher social classes be able to own their own prayer books?

» Answers may vary, but should include that only members of the higher social classes were educated, so only they were likely to be able to read; because books were written or copied by hand, they were time-consuming to produce, making them too expensive for anyone other than members of the higher social classes to buy.

A

Precious Books



Illuminated manuscripts were works of art.

During the Middle Ages, monks and nuns studied the writings of ancient Greeks and Romans. Their libraries contained books about religion, science, poetry, mathematics, and history. Monks and nuns also copied ancient writings by hand. There were no machines or printers that made books.

By copying these texts, monks and nuns helped to preserve, or save, ancient knowledge that would otherwise have been lost.

In the late Middle Ages, the higher social classes who could read, and even write, owned their own prayer books, such as the *Books of Hours*. These prayer books were read at different times of the day. In addition to prayers, the books included biblical texts, calendars, hymns, and painted pictures.

Many of the books produced by monks and nuns contained **exquisite** art and design features. After the Middle Ages, as a result of Johannes Gutenberg's invention of the printing press around 1450 CE, more affordable books were produced. These printed books began to replace the beautiful handmade books and made these original manuscripts even more rare.



Page from *Book of Hours* created in the early 1400s for John, Duke of Berry (France)

B

C

Wrap Up

5 minutes

Use the following questions to promote a discussion.

1.

Inferential

What practices in the Middle Ages showed the influence and power of the Catholic Church?

» People went to church often and created holy days to mark important religious events; they built large cathedrals; they went on pilgrimages; some people devoted their lives to the Church; the Church grew wealthy; and the Church influenced political decisions and supported or opposed kings.
2.

Inferential

Think back to the unit you just studied about the Renaissance. In what ways did the art created during the Renaissance show the influence and power of the Catholic Church?

» Answers may vary, but should include that since the Church was such an important part of life, the subjects of many paintings and sculptures during the Renaissance were often religious subjects, such as Leonardo da Vinci’s *The Last Supper* or Raphael’s *Madonna*. Also, because the Church was wealthy, Church officials and/or the pope often commissioned works of art, such as Michelangelo’s *Pietà* and the ceiling of the Sistine Chapel, or Brunelleschi’s dome on the cathedral in Florence.

READING

45 minutes

Read-Aloud: Chapter 1 “The Power of the Printed Word”40 minutes

Introduce the Reader5 minutes

- Ensure each student has a copy of the Reader, *Shifts in Power*.
- Read the title of the Reader with students. Tell students that this Reader mostly includes informational chapters. It is an informative or explanatory book that provides facts about real topics. However, the Reader also contains a literary chapter that tells the story of a boy working in a printing shop during the Reformation.
- Have students turn to the table of contents. Either read several chapter titles from the table of contents aloud or have students read them. Ask students to describe the information they gather by reading the chapter titles in this table of contents.
- Give students a few moments to flip through the Reader and comment on the images they see.
- Ask students to share any comments they have about the Reader.

Materials

- *Shifts in Power*
- Activity Page 1.2

Introduce the Chapter

5 minutes

- Tell students you will read aloud Chapter 1, “The Power of the Printed Word.” They should follow along in their Reader as you read.
- Have students turn to the table of contents, locate the chapter, and then turn to the first page of the chapter.
- Preview the core vocabulary words before reading the chapter.
- Begin by telling students the first vocabulary word they will encounter in this chapter is *secular*.
- Have them find the word on page 4 of the Reader. Explain that each vocabulary word is bolded the first time it appears in the chapter.
- Explain that the glossary contains definitions of all the vocabulary words in this Reader. Have students refer to the glossary at the back of the Reader, locate *secular*, and then have a student read the definition.
- Explain the following:
 - The part of speech follows each word in an abbreviated format as follows: noun–*n.*; verb–*v.*; adjective–*adj.*; adverb–*adv.*
 - Alternate forms of the word appearing in the chapter may follow the definition. They may be a different part of speech than the original word.
- Have students reference Activity Page 1.2 while you read each word and its meaning noting that:
 - The page number (for the first occurrence of the word in the chapter) appears in bold print after the definition.
 - Words are listed in the order in which they appear in the chapter.

1. **secular, *adj.*** not connected to religion (4)
2. **parchment, *n.*** material made from animal skin and used as a writing surface (4)
3. **bind, *v.*** to fasten two or more things together (4)
4. **clergy, *n.*** people who are religious leaders and who perform religious ceremonies (4)
5. **revolutionize, *v.*** to completely change something (**revolutionized**) (10)
6. **doctrine, *n.*** a belief or set of beliefs held by a group of people (10)

Vocabulary Chart for Chapter 1 “The Power of the Printed Word”		
Vocabulary Type	Tier 3 Domain-Specific Words	Tier 2 General Academic Words
Core Vocabulary	secular parchment clergy doctrine	bind revolutionize
Spanish Cognates for Core Vocabulary	secular doctrina	revolutionar
Multiple-Meaning Core Vocabulary Words		
Sayings and Phrases	one of a kind turn of events big changes [certainly did] lie ahead stop the presses	

- Read the purpose for reading from the board/chart paper:

Read to learn why Gutenberg’s invention of a printing press was important.

- Have one student read The Big Question at the beginning of the chapter. Ensure students understand the meaning of The Big Question before reading the chapter.

Why was Gutenberg’s invention of a printing press so important?

Read “The Power of the Printed Word”

25 minutes

Read the chapter aloud as students follow along in their Readers. As you read, stop to read and discuss the corresponding guided reading supports. Guided reading supports in brackets are directional and not intended to be read aloud. All other phrases and sentences are intended to be read aloud verbatim. Whenever asking a guided reading support question, explicitly encourage students to refer to the text and reread prior to offering an answer.

[At the top of appropriate Reader page spreads throughout the Teacher Guide, you will find pronunciations for one or more unique content-related words found in the Reader. In addition, the pronunciations for each chapter are listed on the activity pages with the chapter vocabulary.]

Word(s)	CK Code
Johann Gensfleisch	/yoe*hon/ /genz*fliesh/
Johann Gutenberg	/yoe*hon/ /goo*ten*berg/
Mainz	/mienz/

A [Read page 2 aloud.]

B Inferential Why would only privileged families, such as the Gutenbergs, have books in their homes?

» Because books were one of a kind, they were rare and expensive, and only privileged families could afford to buy them.

Support What does the word *privileged* mean?

» having more advantages, opportunities, or rights than most people

Chapter 1

THE BIG QUESTION

Why was Gutenberg's invention of a printing press so important?

The Power of the Printed Word

A

Did you know that a man named “John Gooseflesh” changed the world? Johann Gensfleisch, which in English is John Gooseflesh, was born in the city of Mainz, Germany, around 1397 CE. However, by the time Johann started school, he went by the name *Gutenberg* instead of *Gensfleisch* and that is the name we remember. Gutenberg was the name of the large manor house in which Johann grew up. He came from a very wealthy family.

Johann was taught to read from an early age. Unlike the homes of less privileged children in the early 1400s, the Gutenberg house was full of books. That may not seem unusual, but it was. Books in the 1400s were very different from the books we have today. The book you are reading right now is a printed book. There are thousands of copies of this book, all exactly the same. They were printed by machines in a very short time. Not so with the books in Johann’s day. Each book in the Gutenberg’s home library was one of a kind, rare, and expensive.

B



3

A [Read page 4 aloud.]

B Inferential Based on the way it is used on page 4, what does the word *manuscript* mean?

- » a book or other type of document written by hand

C Inferential Pretend you are a monk living in the Middle Ages. Describe what it would be like to make a book.

- » If I were a monk in the Middle Ages, I would make a book by hand. First I would copy the text by hand with pen and ink. Then I would have an illuminator illustrate the book. Finally, I would bind the book by sewing the pages together and sandwiching them between wooden boards. It would take me many months to complete.

Support What would you have to do to put the words and illustrations in the book?

- » I would have to hand-write the words and draw the illustrations.

Support What would you have to do to bind the book?

- » To bind the book, I would have to sew the pages together and put it between two boards to press it.

Support How long would it take to make a book the way they were made by monks?

- » It would take months to make a book.

A Books in the Middle Ages

Throughout the Middle Ages, books were made by hand. Much of the writing was done by monks working in monasteries, although the craft of making books also took place in some universities and **secular** schools. Primarily existing books such as the Bible and great works authored by ancient Greek and Roman scholars were copied. The monks painstakingly

copied the text with pen and ink on thin sheets of **parchment**.



Flemish illuminated manuscript, 1365 CE

It typically took monks many weeks or months to complete the pages of an entire book. The highest quality books were illustrated. This task was accomplished by a skilled artist called an illuminator. An illuminator decorated the pages with colorful, ornate designs and small pictures. Bits of gold, pounded very thin, were applied to the pages of the most expensive books to make the text and illustrations shine.

When the manuscript was finished, the final step was to

bind the pages into a book. This was done by sewing them together along one side and then sandwiching them between wooden boards covered with cloth or leather.

B

An enormous amount of time and effort went into creating each book. Only the wealthiest members of society, scholars, and Church **clergy** could afford to own such treasures. Throughout the Middle Ages, of course, these were typically the only people who were able to read.

C

D Lead and Letters

When Johann Gutenberg finished school, he went to work at the mint in Mainz. His father was in charge of the mint, which coined money for the city. Johann learned how to melt and cast metal in molds to form precise shapes. He liked working with metal, and he was skilled at metal casting. E

As Johann Gutenberg grew older and became a master metalsmith, he thought a lot about the growing demand for books. His experience working with metal gave him an idea: what if he cast letters out of a metal such as lead? He could arrange those metal letters, or pieces of type, in lines to spell out words, make sentences, and create entire pages of text. By applying ink to the surface of the type and pressing paper onto it, he could print those pages. F

Gutenberg set out to try. First, he developed a way to pour melted lead into molds in the shapes of the letters of the alphabet. Each letter (piece of type) was cast as a mirror image of how it would look when printed. For example, “R” was cast as “Я,” and “C” was cast as “Ɔ.” Gutenberg made many copies of each letter, both capital and lowercase, plus every punctuation mark. Because his collection of metal type was made up of individual pieces that could be moved around to form endless combinations of letters, it was called movable type. G



5

D [Read page 5 aloud.]

E **Inferential** Based on the way it is used on page 5, what does the word *cast* mean?

- » *Cast* means to pour melted or liquid metal into a hollow or empty mold of a certain shape and then let the metal become hard again to form a solid shape.

Challenge [Point out that the word *cast* is a multiple-meaning word.] What are some other meanings of the word *cast*?

- » *Cast* also refers to the sturdy structure used to keep broken bones in place while they heal. *Cast* is also a verb meaning to toss or throw (such as, to cast a net or to cast a fishing line). The word *cast* also refers to the group of people in a play, movie, or other performance.

F **Literal** After working as a master metalsmith at the mint, what idea did Johann have?

- » He wondered, “[W]hat if [I] cast letters out of a metal such as lead? [I] could arrange those metal letters, or pieces of type, in lines to spell out words, make sentences, and create entire pages of text. By applying ink to the surface of the type and pressing paper onto it, [I] could print those pages.”

G **Evaluative** The text says “Gutenberg made many copies of each letter, both capital and lowercase . . .” Why do you think he made so many copies of each letter?

- » Many of the same letters were needed over and over in order to spell all of the words that might be included on just one page of text.



Gutenberg's printing press, 1430 CE

A Gutenberg didn't truly invent movable type. The Chinese and Koreans had used a form of movable type hundreds of years earlier. He didn't invent printing, either. Different printing techniques had also existed for centuries. In Europe, people had begun printing with ink on paper using blocks of wood. This technique called woodblock or woodcut printing began around 1400 CE. The surface of a block of wood was carved to create raised letters and images. Ink was then applied to the carved surface. Finally, the block was pressed onto paper to make a print. If you've ever pressed your thumb onto an inkpad and then touched it to paper, you've created a "thumbprint" in much the same way. Woodblock printing was a complex and time-consuming process. It wasn't much faster than copying pages of text by hand!



Movable type from China



A woodcut print, 1480 CE

B What Johann Gutenberg did invent was a machine that greatly improved the process of printing with movable type. He may have gotten the idea for his press from a winepress, a machine used to press the juice out of grapes. Gutenberg's printing press worked in a similar way. Instead of squeezing grapes, though, his press squeezed paper against the inked surface of metal type to make a clear, dark imprint of words on paper. Once he had perfected both his metal type and his press, he was able to print—with help from a number of assistants—several hundred pages a day.

C

A [Read page 7 aloud.]

B Inferential What did Gutenberg's method of printing have in common with Chinese and Korean methods of printing?

» Gutenberg, the Chinese, and the Koreans all used movable type.

Support What is movable type?

» Movable type is made up of individual pieces of type, or letters and other symbols, which can be organized to spell words and print whole pages.

C Evaluative Compare the length of time it took monks to make a single book to the length of time it might have taken Gutenberg to print a single book.

» It took monks many months to make a single book. Gutenberg could print hundreds of pages in a single day, so he may have been able to make an entire book in one day.

A [Read the first paragraph on page 8 aloud.]

B Inferential Why did Gutenberg choose the Bible as the first large book printed on his press?

- » Gutenberg printed the Bible hoping to make a lot of money. Because religion was so important to people at the time, he may have thought many people wanted copies of the Bible so he would be able to sell many copies.

C [Read the rest of page 8 and all of page 10 aloud.]

D Inferential What are some reasons more people were able to read books in Europe during this time period?

- » Literacy, or the ability to read and write, was increasing in part because of a growing middle class of merchants and craftsmen; more people wanted and needed to learn to read; books were being printed in languages more familiar than Latin; and books and other printed materials became more readily available for those people who could read.

Challenge Why were most books at first printed in Latin?

- » Latin was the language of the Catholic Church and of scholars and monks who created books.

A Gutenberg's Bible

After experimenting with printing a few official documents and small, simple books of grammar, Gutenberg was ready to undertake a big project. He decided to print a large, beautiful Bible. He hoped to make a lot of money. Gutenberg started printing his Bible around 1450 CE. He may have cast more than 100,000 pieces of type for it. Several times during the process he ran out of money and had to borrow more. He completed the first edition of roughly 180 copies of the Bible (the exact number isn't really known) in 1454 or 1455 CE. Gutenberg's Bible was the first large book printed with movable metal type in Europe. **B**

C The Power of Communication

Gutenberg didn't make much money from his Bible or his new printing process. But as you read at the beginning of this chapter, he did change the world. Gutenberg's printing press and the availability of inexpensive paper made it possible to produce many copies of books and documents quickly. This dramatically lowered the price of books and other printed materials. Suddenly, people had a way to distribute ideas and information from person to person, and place to place, much faster than ever before.

Soon printing presses just like Gutenberg's were producing hundreds and then thousands of books in cities throughout Europe. At first, most books were printed in Latin. But it wasn't long before books were being printed in more familiar languages including French, English, Italian, Spanish, and German.

At this time too, literacy, or the ability to read and write, increased across Europe. A growing middle class of merchants and craftsmen gained both wealth and influence. Learning to read and write became something more and more people wanted, and needed, to do. As a result, the demand for books increased. Books and other printed materials were more readily available for those people who could read. **D**

Today, you can walk into a library or bookstore and choose from thousands of books. You can download books from the Internet to laptops, tablets, and phones. So you have to use your imagination to really appreciate

Incipit liber brevis que nos genesim
In principio creavit deus celum **dicunt**
et terram. Terra autem erat inanis
vacua: et tenebre erant super faciem abyssi
et spiritus domini ferebatur super aquas. Dixit
deus. **Fiat lux.** Et facta est lux. Et vidit
deus lucem quod esset bona: et divisit lucem
a tenebris. appellavitque lucem diem
et tenebras noctem. **Factumque** est vespere
et mane dies unus. **Dixit** quoque deus. **Fiat**
firmamentum in medio aquarum: et divi
dat aquas ab aquis. **Et fecit** deus firm
amentum: divisitque aquas que erant
sub firmamento ab hijs que erant super
firmamentum. et factum est ita. **Vocavitque**
deus firmamentum celum: et factum est vespere
et mane dies secundus. **Dixit** vero deus
Congregentur aque que sub celo sunt in
locum unum et appareat arida. **Et factum** est
ita. **Et vocavit** deus aridam terram

A Literal What do Gutenberg’s printing press and the Internet have in common?

- » Both Gutenberg’s printing press and the Internet revolutionized, or completely changed, the way and speed with which ideas could be communicated to many people.

B Inferential On page 10 it says, “Some people didn’t like this turn of events, however.” The saying *turn of events* means a big change. What was the *turn of events*, or big change, that some people didn’t like?

- » The turn of events that some people didn’t like was the wide availability of affordable books that provided new ideas to many people.

C Inferential Why were government officials and the Catholic Church worried about the printing press?

- » They were afraid the printing press would lead to the spread of ideas that could weaken the government’s power or the Church’s power or contradict Church doctrine, making it much more difficult to stop the spread of information that might weaken the government or the Church.

Support What is doctrine?

- » a belief or a set of beliefs held by a group of people

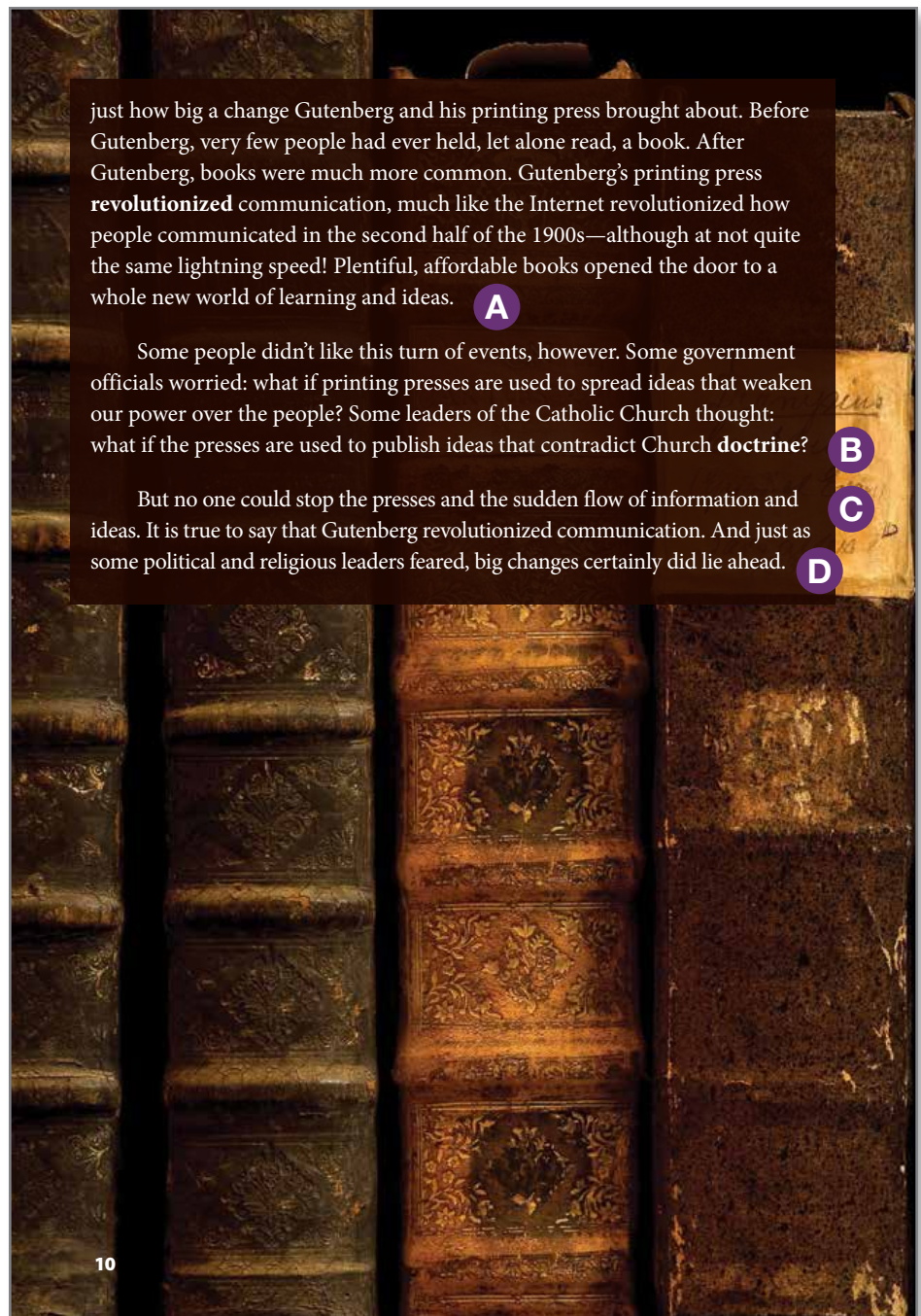
D Inferential The last sentence of this chapter states, “And just as some political and religious leaders feared, big changes certainly did lie ahead.” Based on what we have read, what changes likely lie ahead?

- » Answers may vary, but should include the weakening of government officials’ political power and the publication of ideas that contradicted Church doctrine.

just how big a change Gutenberg and his printing press brought about. Before Gutenberg, very few people had ever held, let alone read, a book. After Gutenberg, books were much more common. Gutenberg’s printing press **revolutionized** communication, much like the Internet revolutionized how people communicated in the second half of the 1900s—although at not quite the same lightning speed! Plentiful, affordable books opened the door to a whole new world of learning and ideas.

Some people didn’t like this turn of events, however. Some government officials worried: what if printing presses are used to spread ideas that weaken our power over the people? Some leaders of the Catholic Church thought: what if the presses are used to publish ideas that contradict Church **doctrine**?

But no one could stop the presses and the sudden flow of information and ideas. It is true to say that Gutenberg revolutionized communication. And just as some political and religious leaders feared, big changes certainly did lie ahead.





A [Read pages 12 and 13 aloud.]

A

Upper and Lowercase

Have you ever heard someone call capital letters “uppercase” letters or small letters “lowercase” letters? These terms got their start in early printing shops like Gutenberg’s. A person called a typesetter arranged the individual pieces of type into the whole block of type that would be printed to create a page of text. This person grabbed pieces of type from two boxes, or cases, usually stacked one on top of the other. The upper case held the capital letters, while the lower case held the small letters. The names *uppercase* and *lowercase* caught on, and have survived for more than 500 years!



Type stored in cases

Parchment vs. Paper

The ancient Egyptians produced paper from the stems of the papyrus plant. Much later, the Chinese developed another way of producing paper. The Chinese method involved placing plant fibers in water to produce a pulp that could be pressed and dried into thin sheets. The art of papermaking slowly made its way across Asia into Europe. By the 1200s, there were paper mills in Spain and Italy.

In medieval Europe, paper was made primarily from linen rags. The rags were repeatedly soaked in water and beaten to create a pulp of tiny linen fibers. Papermakers dipped frames made of wire mesh into the pulp to capture a thin layer of these fibers, forming a sheet of paper. The sheets were dried and pressed, and sometimes polished with a smooth stone to create a soft, shiny surface. Compared to parchment, paper was lightweight and relatively inexpensive. Paper was often used for making small volumes of sermons and low-cost textbooks, whereas high-quality books were almost always produced using parchment. However, after the invention of the printing press, paper largely replaced parchment. **B**



German papermakers in the 1600s

13

B Inferential How did paper (rather than parchment) contribute to the quick spread of ideas and information?

- » Because paper was inexpensive, it made it easy to print many copies of books and documents on it. In turn, this allowed the ideas and information in these books and documents to spread quickly.

Note

Question 3 relates to The Big Question of the chapter.

Discuss the Chapter and Wrap Up the Lesson

5 minutes

- Use the following questions to discuss the chapter.

1. *Inferential* What adjectives would you use to describe the Christian Church based in Rome during the Middle Ages and most of the Renaissance?
» Answers may vary, but should include *wealthy*, *powerful*, and *influential*.
2. *Evaluative* Why is the last section of Chapter 1 titled “The Power of Communication”?
» This section is titled “The Power of Communication” because it describes how new information and ideas were spread as a result of Gutenberg’s printing press. These new ideas were powerful and threatened the power of the Church and of government officials.
3. *Inferential* Why was Gutenberg’s invention of a printing press so important?
» Gutenberg’s printing press made printing books easier, cheaper, and faster. In turn, this made books, full of new learning and ideas, more widely available to more people in Europe.

- Have students take home Activity Page 1.3 to read and complete for homework. Also have students take home Activity Page 1.4, a copy of the Reader glossary, to keep at home and reference throughout this unit.

Word Work: Revolutionize

5 minutes

1. In the chapter you read, “Gutenberg’s printing press revolutionized communication, much like the Internet revolutionized how people communicated in the second half of the 1900s—although at not quite the same lightning speed!”
2. Say the word *revolutionize* with me.
3. *Revolutionize* means to completely change something.
4. Cell phones have revolutionized the way people communicate with each other on a daily basis.
5. What are some examples of things that have revolutionized life today? Be sure to use the word *revolutionize* in your response. [Ask two or three students to use the target word in a sentence. If necessary, guide and/or rephrase students’ responses to make complete sentences: “The _____ revolutionized . . .”]
6. What part of speech is the word *revolutionize*?
» verb

[Use a *Discussion* activity for follow-up.] Talk with your partner about an object, invention, or tool that has revolutionized life as we know it compared to life long ago. Describe how it has revolutionized life. Be sure to use the word *revolutionize* in complete sentences as you discuss this with your partner.

TAKE-HOME MATERIAL

Reading

- Have students take home Activity Page 1.3 to read and complete for homework.
- Have students take home Activity Page 1.4 to use as a reference throughout the unit.
- Have students take home a text selection from the *Fluency Supplement* if you are choosing to provide additional fluency practice.

Materials

- Activity Pages 1.3, 1.4
- *Fluency Supplement* selection (optional)

Lesson 2

Unit 6: The Reformation

CORE CONTENT OBJECTIVES

Students will:

- ✓ Explain why Gutenberg’s invention of a printing press was important

LESSON AT A GLANCE	TIME	MATERIALS
Reading Small Group: Chapter 2 “Letters Come Alive!” Word Work: <i>Mechanism</i>	40 min. 5 min.	<i>Shifts in Power</i> ; Activity Pages 2.1, 2.2
Grammar Introduce and Practice Interjections	15 min.	Interjection Poster; sentence/index cards; Activity Page 2.4
Morphology Introduce Prefix <i>en-</i>	15 min.	Activity Page 2.5
Writing Introduce a Friendly Letter	15 min.	Activity Page 2.6; Sample Letter
Take-Home Material Reading; Grammar; Morphology	*	Activity Pages 2.3–2.5

Primary Focus of Lessons

Reading: By the end of this lesson, students will be able to explain how the printing press changed people’s lives.

Grammar: By the end of this lesson, students will be able to identify interjections and use them correctly in sentences.

Morphology: By the end of this lesson, students will be able to distinguish between root words and words with the prefix *en-* and use those words correctly in sentences.

Writing: By the end of this lesson, students will be able to identify the structure and purpose of a friendly letter.

ADVANCE PREPARATION

Reading

- Collect Activity Page 1.3, which was completed for homework, to review and grade at a later time.
- Write the purpose for reading on the board/chart paper. Alternatively, you may access a digital version of this and The Big Question in the digital components for this unit.

Read to find out how the printing press affected the lives of ordinary people.

Grammar

- Prepare and display the Interjection Poster. Alternatively, you may access a digital version in the digital components for this unit.

Interjection	
An interjection is a word or group of words that shows feeling or emotion. An interjection can be strong or mild and is usually placed at the beginning of, or just before, a sentence.	
Strong	Mild
followed by an exclamation point	followed by a comma
Example: Wow! That was amazing!	Example: Oh no, my shoelace came untied.

- Write the following examples on the board/chart paper:

Hooray! Our team won the soccer game.

Oh, I thought we were going to play outside after school, but then it rained.

Ouch! I stubbed my toe on the chair leg!

- Plan to have students work in groups of four for the activity in this lesson.

- Write the following sentences on sentence strips or index cards. You may wish to come up with your own situations. Be sure there are enough sentence strips or index cards for each group to get one.

The class is going on a field trip.

Your friend won a writing contest.

You bumped your head on the shelf.

Your uncle gave you a new bicycle.

Your family decided not to go on vacation this summer.

Your little brother hid your shoes again.

It is silent reading time, but the person next to you keeps talking.

You bit into a moldy cheese sandwich.

You forgot that the spelling assessment is today.

You are not sure if you want to swim in the deep end of the pool.

Morphology

- You will use the Prefixes Poster on display from earlier units.
- Write the following sentences on the board/chart paper:

Eating a healthy breakfast **enables** you to focus better at school.

The printing press **enabled** people to spread their ideas quickly.

Writing

- Prepare and display an enlarged version of the sample letter. Alternatively, you may access a digital version in the digital components for this unit. Leave on display for use during Lessons 3 and 5.

26 Rue des Cordonniers
Paris, France
June 21, 1460

Dear Cousin,

My priest, Father Pichot, has graciously agreed to pen this letter on my behalf. Our meeting last November at the inn reminded me of the importance of family and how much fun we had as children playing together. I enjoyed hearing about your exciting new printing business and wondered if you might have a job for my son, Jacques.

Jacques is now 13 and a very hard worker. He helps his mother and me at home and recently has begun doing chores and errands for our elderly neighbor. Of my seven children, Jacques has always been the one for whom I've had the highest hopes. He is responsible, quick-witted, strong, and cautious. His mother has made sure he is polite!

Jacques is willing to do any sort of job you have available. It would be a tremendous opportunity for him to learn from a successful businessman like you. Please send word if you have a place for my son, Jacques.

Your Cousin,

Peter

PS Please give Marie and the children our best.

Materials

- Shifts in Power
- Activity Pages 2.1, 2.2

READING

45 minutes

Small Group: Chapter 2 “Letters Come Alive!”

40 minutes

Review

5 minutes

- Review the previous chapter by asking the following questions and having students respond in complete sentences:
- How were books made during the Middle Ages, before the invention of Gutenberg’s printing press?
 - Books were made by hand. Monks had to copy the text by hand with pen and ink, and it took many months to complete one book.
- How did Gutenberg’s printing press with movable type work?
 - Movable type was made of small metal letters that could be arranged in lines to spell words and make sentences. These were placed on a press that squeezed the paper against the inked surface of the metal type to make an imprint of words on paper.
- How did Gutenberg’s invention of a printing press change Europe during the Renaissance?
 - Gutenberg’s printing press made printing books easier, cheaper, and faster. In turn, this made books, full of new learning and ideas, more widely available to more people in Europe.

Introduce the Chapter

5 minutes

- Tell students they will read Chapter 2, “Letters Come Alive!”
- Have students turn to the table of contents, locate the chapter, and then turn to the first page of the chapter.
- Tell students this chapter is a special type of literary text known as historical fiction that is meant to give the reader a sense of what it was like to live around the time Gutenberg’s printing press was invented. Historical fiction is a genre of writing in which fictional characters are set in a real place and time.
- Preview the core vocabulary words before reading the chapter.
- Begin by telling students the first vocabulary word they will encounter in this chapter is *contraption*.
- Have them find the word on page 16 of the Reader. Explain that each vocabulary word is bolded the first time it appears in the chapter.
- Explain that the glossary contains definitions of all the vocabulary words in this Reader. Have students refer to the glossary at the back of the Reader, locate *contraption*, and then have a student read the definition.

- Explain the following:
 - The part of speech follows each word in an abbreviated format as follows: noun–*n.*; verb–*v.*; adjective–*adj.*; adverb–*adv.*
 - Alternate forms of the word appearing in the chapter may follow the definition. They may be a different part of speech than the original word.
- Have students reference Activity Page 2.1 while you read each word and its meaning noting that:
 - The page number (for the first occurrence of the word in the chapter) appears in bold print after the definition.
 - Words are listed in the order in which they appear in the chapter.

1. **contraption**, *n.* a machine or device that is strange and/or complex **(16)**
2. **mechanism**, *n.* **1.** a piece of machinery; **2.** parts that work together in a machine **(17)**
3. **lever**, *n.* a strong, solid bar used to move or lift something **(17)**
4. **descend**, *v.* to come down **(descended)** **(19)**
5. **rhythm**, *n.* a regularly repeated motion or sound **(20)**
6. **shame**, *n.* a negative feeling of embarrassment or regret **(22)**

Vocabulary Chart for Chapter 2 “Letters Come Alive!”		
Vocabulary Type	Tier 3 Domain-Specific Words	Tier 2 General Academic Words
Core Vocabulary		contraption mechanism lever descend rhythm shame
Spanish Cognates for Core Vocabulary		mecanismo descender
Multiple-Meaning Core Vocabulary Words		
Sayings and Phrases	hawking their wares care for him mark my words	

- Read the purpose for reading from the board/chart paper:

Read to find out how the printing press affected the lives of ordinary people.

- Have one student read The Big Question at the beginning of the chapter. Ensure students understand the meaning of The Big Question before reading the chapter.

How did the printing press affect the lives of ordinary people?

- Share the pronunciations for the following words and tell students they are listed on Activity Page 2.1.

Word(s)	CK Code	Page Number
Jacques	/zhjok/	14
Monsieur Lafarge	/mə*syer/ /lə*farj/	14
Henri	/on*ree/	17
Philippe	/fil*eep/	17
Jean-Claude	/zhjon-klawd/	17

Establish Small Groups

Before reading the chapter, divide students into two groups using the following guidelines:

- ⚙ **Small Group 1:** This group should include students who need extra scaffolding and support to read and comprehend the text. Use the guided reading supports to guide students through reading the text. This is an excellent time to make notes in your anecdotal records. Students may complete Activity Page 2.2 with your support during reading.
- ⚙ **Small Group 2:** This group should include students who are capable of reading and comprehending text without guided support. These students may work as a small group, as partners, or independently to read the chapter, discuss it with others in Small Group 2, and then complete Activity Page 2.2. Make arrangements to check that students in Small Group 2 have answered the questions on Activity Page 2.2 correctly. You may choose to do one of the following to address this:
 - collect the pages and correct them individually
 - provide an answer key to students to check their own or a partner’s work after they have completed the activity page
 - confer with students individually or as a group at a later time

Over the course of the year, students may change groups, depending on individual students’ needs.

Read “Letters Come Alive!”

20 minutes

The following guided reading supports are intended for use with Small Group 1. Guided reading supports in brackets are intended to guide you in facilitating discussion and should not be read verbatim to students. Guided reading supports not in brackets should be read aloud verbatim.

Word(s)	CK Code
Jacques	/zhjok/
Monsieur Lafarge	/mə*syer/ /lə*farj/

- A** [Have a student read aloud the chapter title. Read the first two paragraphs aloud.]
- B** [Have students read the rest of page 14 silently.]
- C** *Literal* Who are the characters in the story so far?
- » Jacques; Jacques’s father; the bookseller/shopkeeper; Monseieur Lafarge
- D** *Literal* Describe the setting at the beginning of this chapter.
- » the narrow back streets of Paris where merchants stood in their doorways hawking their wares
- Support** Based on the text, what does the phrase *hawking their wares* mean?
- » selling things

Chapter 2

THE BIG QUESTION
How did the printing press affect the lives of ordinary people?

A **Letters Come Alive!**

“Hurry up, Jacques. We can’t afford to keep Monsieur Lafarge waiting,” came the sound of a stern voice.

Jacques tried to match his father’s long strides as they walked through the narrow back streets of Paris. From time to time they came upon merchants who stood in their doorways, hawking their wares: cloth, pots and pans, leather goods, and books. As they passed a stack of books on a bookseller’s table, Jacques couldn’t help but stop. He ran his fingertips across the covers with their mysterious markings.

B “What do you fancy, young man?” asked the shopkeeper, stepping up. “A book of prayers, or stories of brave knights and their incredible adventures?”

Jacques shook his head and backed away. Even if he had a few coins, there was no point in buying books. The markings—the letters—made no sense to him. He had begged his parents to send him to school so he could learn to read and write, but there was never enough money.

“Jacques!” His father’s voiced boomed out above the noise of the street.

Jacques sprinted to catch up. “Sorry, Father, I was just—” said Jacques, panting as he spoke.

“You must make a good impression. A chance like this won’t come again,” his father explained. **C D**

Jacques nodded as they turned a corner. He knew what an opportunity this was. His father’s cousin, Lafarge, owned a printing shop, one of the



Word(s)	CK Code
Henri	/on*ree/
Philippe	/fil*eeep/
Jean-Claude	/zhjon-klawd/

A [Have students read pages 16 and 17 silently.]

B Inferential Why is Jacques nervous about his new job in the printing shop?

- » He is nervous because he doesn't know how to read and is afraid that knowing how to read will be "essential to working at the shop."

[Have students record the answer(s) to question 1 on Activity Page 2.2.]

Support How does Jacques feel about his new job in the printing shop?


- » Jacques is excited and "terrified," or frightened.

A newest in the city. Lafarge had agreed to take Jacques on. Jacques would be cleaning, running errands, and doing whatever he was told, but he would also get to see a printing press in action and learn how books were made. This job might even lead to an apprenticeship. The thought filled Jacques with excitement. But it terrified him, too. What if reading was essential to working at the shop? What would happen if Lafarge found out that he couldn't read? **B**

Jacques tried to put that thought out of his mind as his father stopped abruptly in front of a large wooden door. Jacques's fingers tightened around the bag that contained the few possessions he owned. Gripping it with white-knuckled hands, he followed his father into the shop.

Light from a number of windows lit the spacious interior. A sharp smell, like paint or varnish, filled the air. A dark-haired boy carried a huge stack of paper in his arms. He looked a few years older than Jacques, perhaps sixteen. A large desk with a slanted top stood on one side of the room. A stooped, gray-haired man stood in front of it. He was picking out small squares of metal from cases above the desk and assembling them in a long, wooden tray. His fingers moved very quickly.

Impressive as that was, it was the wooden **contraption** in the middle of the room that took Jacques's breath away. This must be the press, he thought, the new invention everyone was talking about.



He'd heard rumors that it could print whole pages at a time—and make many copies in minutes. Jacques thought the press looked a little like the winepresses he had seen in the countryside. It had a large, screw-like **mechanism** in the center and a wooden **lever** as thick as Jacques's arm. Two men—one tall, one short—were huddled around the press, studying something Jacques could not see. The tall man looked up and caught sight of them. He grinned broadly at Jacques's father.

"Cousin!" he shouted, coming toward them. He shook hands with Jacques's father and looked down at Jacques with piercing eyes. "You would be Jacques, of course," the tall man continued. "I hope you will prove to be as good a worker as your father promised me you would be."

"I will work extremely hard, Monsieur," Jacques said, "at whatever task you give me."

"Excellent! Now meet your fellow workers," Lafarge replied. His muscular arm swept toward the gray-haired man. "My typesetter, Henri. The best in the business," he exclaimed loudly. Turning toward the press, Lafarge gestured toward a young man and the dark-haired boy. "Philippe, my head printer, and his apprentice, Jean-Claude," Lafarge exclaimed. Then he gave a short nod, as if enough time had been wasted. "Jean-Claude will show you what to do," Lafarge concluded before marching away. **C D**



17

C Literal Who are the characters in the printing shop, and what jobs do they hold?

» Monsieur Lafarge: printing shop owner; Henri: typesetter; Philippe: head printer; Jean-Claude: apprentice printer; Jacques: the main character who is going to work in the printing shop

[Have students begin to complete the chart in question 2 on Activity Page 2.2. Tell them they will fill in more information on Jacques later, after they learn more about all his jobs.]

D Literal The last paragraph on page 17 contains three incomplete sentences. What are the incomplete sentences and how can you tell they are not complete sentences?

» *My typesetter, Henri; The best in the business; and Philippe, my head printer and his apprentice, Jean-Claude* are not complete sentences because they do not have verbs.

Inferential When people are having a conversation, they often use incomplete sentences and less formal language. Written language, however, is usually in complete sentences. Why does this paragraph have incomplete sentences, even though it's written?

» This paragraph has dialogue, which often includes less formal language and incomplete sentences. The dialogue is written in incomplete sentences because Lafarge is talking to people and using informal language in his conversation.

A [Have students read page 18 and the first three paragraphs on page 19 silently.]

B *Literal* What does a typesetter do?

- » arranges the letters, or type, in order to form words

Support What is type?

- » the small metal letters used in a printing press to create words

A Jacques hardly had time to say goodbye to his father before Jean-Claude was leading him toward a back room. He pointed toward a corner where a broom stood beside a pail and a pile of clean rags.

“Monsieur insists on a spotless shop. The rags are for cleaning type,” explained Jean-Claude.

Jacques wasn’t sure what type was or how it was to be cleaned, but he just nodded. He didn’t want to look foolish.

Broom in hand, Jacques started sweeping in a far corner of the shop. As he worked, Jacques observed what was happening around him. He hoped to learn as much as he could. Each time customers came in, Lafarge rushed over to greet them. He guided them into a small office where a discussion ensued. Jacques caught snatches of conversations about books, pamphlets, law certificates, and decrees. People wanted all sorts of things printed.

Jacques swept his way over to where Henri was working and watched the old man out of the corner of his eye. He had filled a large wooden frame with rows and rows of the little pieces of metal. Jacques realized they must be letters, what Jean-Claude had called type. Henri’s job seemed to be to arrange the letters—the type—to form words. Obviously Henri knew how to read. The thought made Jacques uneasy.

B Henri suddenly lifted up the frame full of type and spun around, nearly knocking into Jacques. “Out of the way, boy,” the typesetter yelled.



Jacques flattened himself against the nearest wall. But he watched as Philippe helped Henri set the tray of metal pieces into the press and clamp it into place. Behind them, Jean-Claude smeared what looked like shiny black paste onto a board. “Ink!” thought Jacques. Jean-Claude then grabbed two rounded balls of leather topped with handles. He pressed the balls against the plate of ink, and then dabbed their blackened bottoms on the type held tightly in the frame.



Jacques could see the surface of the type turn dark as the layer of ink grew thicker.

Philippe stepped in, holding a large sheet of cream-colored paper by its edges. Working together, the three men gently fitted the paper into the press so it lay on top of the type. Then Philippe grabbed the huge lever that jutted out from the side of the press. He pulled it toward him with a powerful, even stroke. The great screw in the center of the press turned. A flat, wooden board **descended**, pressing the paper down onto the inked type beneath it. **C**

Jacques forgot all about staying out of the way. He sensed something remarkable was about to happen. He stepped closer to the press as Philippe released the lever. Jean-Claude reached in and lifted up the paper. Perfect rows of black letters stood out against its creamy surface. Jacques thought it was the most beautiful thing he had ever seen.

D “That’s amazing!” he blurted out. “It’s like magic.”

Both Philippe and Jean-Claude grinned at him. But Henri scowled and shook his finger. “Get to work, boy. If Monsieur Lafarge sees you dawdling, you’ll be out of a job,” he barked. **E**



19

C Inferential There are many steps in the printing process described in the chapter. What is the next thing the workers do after Henri and Philippe clamp the tray of metal pieces into place?

» put ink on the type

[Have students record the answer(s) to question 3 on Activity Page 2.2.]

D [Have students read the last two paragraphs on page 19 silently.]

E Inferential Based on the way Henri treats Jacques when Jacques gets in his way, and later when he is watching the printing process, how do you think Henri feels about Jacques?

» Henri seems to dislike Jacques.

Support What words or phrases in the text give you clues as to the way Henri feels about Jacques?

» Henri yelled “*Out of the way, boy*”; Henri scowled and shook his finger; and “*Get back to work, boy. If Monsieur Lafarge sees you dawdling, you’ll be out of a job,*” he barked.

A [Have students read pages 20 and 21 silently.]

A Jacques flushed with embarrassment and went back to sweeping. Jean-Claude and Philippe seemed nice enough. But Henri obviously didn't care for him. He would need to stay out of the old man's way.

Jacques grew used to the flow of the work and the captivating **rhythm** of the press. One printed sheet after another came to life inside it. Each sheet of paper was hung up to dry, clipped to cords that ran across the back of the shop like laundry lines. Once, when he was sure Henri was not looking, Jacques stepped up and stared closely at one. The letters were perfectly aligned and elegantly shaped. But he had no idea what was written on that beautiful page because he didn't know which letters were which or how they could be combined into words. He stared and stared at the mysterious shapes, feeling more hopeless than ever.


When Jacques finished sweeping, he helped Jean-Claude bring in a load of paper that had just arrived. After lunch, Philippe asked him to stir a new batch of ink. The stuff was as dark and sticky as tar, but Jacques liked the smell of it. "It's made of lampblack, varnish, and egg white," Philippe explained. "There's also powdered metals that help the ink to cling to the type and not spread into the fibers of the paper."



Jacques stirred the ink until the muscles in his arms ached. But he forgot the pain when Philippe praised his good work. By late afternoon Jacques was feeling good about his first day. Then suddenly Henri called to him from across the room. "Boy, come here!" he yelled. Nervously, Jacques went over and stood beside the typesetter's slanted desk.

"This type needs cleaning," Henri said, handing Jacques a basket of metal pieces thick with ink. "Wipe them until they shine."

In the back room, Jacques polished the pieces of type until they gleamed. He returned to Henri and held out the basket. **B C**



B *Literal* What jobs performed by Jacques are described in this part of the text?

» carrying paper, stirring ink, cleaning type

[Have students add this information to the chart in question 2 on Activity Page 2.2.]

C *Inferential* Why does Jacques feel nervous when Henri calls him over?

» Jacques is nervous because Henri "barked" at him earlier in the day, and because Jacques is afraid of Henri.

A [Have students read page 22 silently.]

B *Inferential* Why does Henri ask Jacques to put away the type?

» He asks Jacques to put away the type as a test see if he will tell the truth about his inability to read.

C *Literal* What does Henri think is just as important as being able to read?

» being truthful

[Have students record the answer(s) to question 4 on Activity Page 2.2.]

A “All done, sir,” announced Jacques proudly.

But Henri didn’t take the basket. Instead he gestured toward the many small compartments in the cases above his desk. “Put the letters back where they belong,” he ordered.

Jacques’s heart sank. He glanced up at the cases and then down at the basket of type in his hands. He had no idea which letters were which. He set the basket on the desk, plucked out a piece of type, and pretended to study it while **shame** turned his cheeks crimson. He knew the typesetter was watching him even more closely. Finally, Jacques summoned up the courage to look the old man in the eyes. “I’m sorry. I can’t do it, sir,” he said in a voice that was almost a whisper.

Henri took the piece of type from Jacques. “I knew that already. This was a test,” Henri replied. **B**

“You knew? How? I tried so hard!” said Jacques, all the while struggling to stop his voice from trembling.

The old man’s reply was quiet and kind. “Yes, you did. But when you gazed up at the drying sheets of paper, you simply stared at them. If you’d been reading the words printed on them, your eyes would have moved from side to side,” he explained.

“I see,” Jacques sighed, feeling his shoulders sag. “And now I have failed your test as well.”

“Oh, no, Jacques, you passed my test quite nicely,” said the old man with a smile.

Jacques looked up sharply. “But I . . .,” he stuttered.

“You were truthful,” Henri said, interrupting. “That is as important as being able to read. At least as far as I am concerned.”

“But I can’t see how I can learn to read, sir,” exclaimed Jacques. “I have no money for school.” **C**

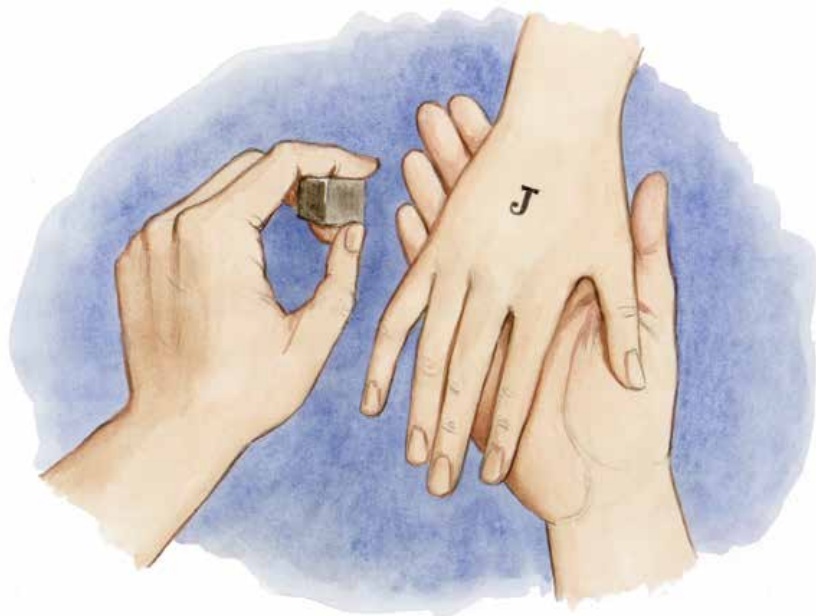
D “Then it’s a good thing you have me,” Henri replied. The old man picked a piece of type from the case. He dabbed a bit of ink onto its surface and pressed it gently against the back of Jacques’s hand.

“That is the letter ‘J.’ It is the first letter of your name. Tomorrow you will begin learning all the others,” he said calmly.

Jacques touched the ink mark on his hand. “Why?” he asked. “Why would you do this for me?”

“Because I remember how it felt not to be able to read,” the old man replied. Then Henri put a hand on Jacques’s shoulder. “This morning, when you saw your first sheet come off the press, you said it was magic. It is, in a way. But the greater magic is reading. The ability to read will change the world. You mark my words, Jacques!”

E F G



23

D [Have students read page 23 silently.]

E [Have students work independently to answer question 5 on Activity Page 2.2. Have students compare their answers with a partner.]

F Support Henri tells Jacques, “The ability to read will change the world. You mark my words, Jacques!” What does Henri mean when he says, “mark my words”?

» remember what I’m saying because it will be true

G Evaluative How does Jacques and Henri’s relationship change over the course of the story?

» At first Henri is strict and Jacques is afraid of him. At the end of the story, however, Henri and Jacques get along, and Henri offers to help teach Jacques to read.

[Have students record the answer(s) to question 6 on Activity Page 2.2.]

Note

Question 1 relates to The Big Question of the chapter. It is the same as question 7 on Activity Page 2.2.

Discuss the Chapter and Wrap Up the Lesson

10 minutes

- Use the following questions to discuss the chapter.

1. *Evaluative* What point do you think the author is trying to make about the impact of the printing press on people's everyday lives during this time period?
 - » The author is making the point that the invention of the printing press made printed material like books more accessible to more people and even changed their lives. The author uses Jacques to show us this. Jacques, like many other people of the time, wants to learn to read and, because of the printing press, is exposed to many new books and ideas. Even though this is a fictional story, it represents reality at that time and is an example of how the printing press changed people's everyday lives.

Support If Henri was a real person living at the time of Gutenberg's printing press, would he have been correct about the impact the printing press would have on the world? Support your answer with evidence from the text.

- » He would have been correct because, according to Chapter 1, the printing press changed the lives of many people in Europe by providing more people with greater access to printed material, which gave them greater access to new ideas.

[Have students record the answer(s) to question 7 on Activity Page 2.2.]

- Conclude by reminding students that, as a result of Gutenberg's printing press, Jacques is exposed to books and is planning to learn to read. Remind students that this story is historical fictional, meaning that, while the characters are made up, they are set in a real place and time. This story shows an example of what many people at the time experienced: they were exposed to more books as a result of the printing press and that these books spread many new ideas far and wide.
- Have students take Activity Page 2.3 home to read and complete for homework.

Word Work: *Mechanism*

5 minutes

1. In the chapter you read, “It had a large, screw-like mechanism in the center and a wooden lever as thick as Jacques’s arm.”
2. Say the word *mechanism* with me.
3. *Mechanism* means a piece of machinery or parts that work together in a machine.
4. When the camera’s flash mechanism broke, we could no longer take pictures in the dark.
5. Find the screw-like mechanism in the illustration on page 17 of the Reader and describe the purpose of this mechanism. Be sure to use the word *mechanism* in your response. [Ask two or three students to use the target word in a sentence. If necessary, guide and/or rephrase students’ responses to make complete sentences: “The mechanism pictured on page 17 . . .”]
6. What part of speech is the word *mechanism*?
» noun

[Use a *Making Choices* activity for follow-up.] I am going to give you two word choices. Then I am going to read a sentence. Decide which mechanism I am describing. Then restate the sentence using the name of the mechanism described in the sentence.

1. Keyboard or mouse? This mechanism allows someone to type words into a computer.
» A keyboard is a mechanism that allows someone to type words into a computer.
2. Hole punch or stapler? This is a mechanism that attaches papers together.
» A stapler is a mechanism that attaches paper together.
3. Trunk or engine? This is a mechanism that makes a car move.
» An engine is the mechanism that makes a car move.
4. Lever or switch? This is a mechanism that presses paper onto inked type in Gutenberg’s printing press.
» A lever is a mechanism that presses paper onto inked type.

Materials

- Interjection Poster
- sentence/index cards
- Activity Page 2.4

GRAMMAR

15 minutes

Introduce and Practice Interjections

- Tell students that today they will focus on a type of word called an interjection.
- Direct students' attention to the poster you prepared in advance. Call on a student to read the definition of *interjection* from the poster.
- Have students brainstorm a list of possible interjections.
 - Answers may vary, but may include *oh no*, *wow*, *hey*, *yes*, *well*, and *ah*.
- Using the example sentences you prepared in advance, have students identify the word or phrase in each sentence that is an interjection.

- Hooray! Our team won the soccer game.
 - » *hooray*
- Oh, I thought we were going to play outside after school, but then it rained.
 - » *oh*
- Ouch! I stubbed my toe on the chair leg!
 - » *ouch*

- Point out the two types of interjections listed on the Interjection Poster: *strong* and *mild*. Ask several students to read what follows each type of interjection. Point out that looking for an exclamation point or comma in a sentence after an interjection can help them determine the type of interjection being used.
 - When the interjection expresses a strong feeling, it is followed by an exclamation point. When the feeling is not so strong, it is followed by a comma and the rest of the sentence.
- Note that an interjection does not represent a complete sentence. It does not play the role of a subject or a verb.
- Redirect students' attention to the example sentences you prepared in advance. For each interjection identified in these sentences:
 - Ask students to identify the type of interjection, strong or mild. Ask them how they determined the type. (first sentence: strong, because it is followed by an exclamation point; second sentence: mild, because it is followed by a comma; third sentence: strong, because it is followed by an exclamation point)
 - Ask students what feeling or emotion the example is expressing, such as anger, frustration, happiness, etc. (first sentence: joy, happiness; second sentence: disappointment; third sentence: anger, frustration, reaction to pain)

- Tell students they will work in small groups to create an interjection and sentence in response to an example of a situation.
- Arrange students in groups and pass out the sentence/index cards you prepared in advance.
- Tell students to read the situation on their sentence/index card and think of a response to it that uses an interjection.
- Give students a few moments to work in their groups.
- As time permits, call on groups to share their situation and their response. Ask the rest of the class to decide whether the interjection is strong or mild, what feeling or emotion is being expressed, and what punctuation mark should be added after the interjection.
- Have students turn to Activity Page 2.4. Read the directions for each section with students and review the example given for each section. Have students complete the activity page for homework.

MORPHOLOGY

15 minutes

Introduce Prefix *en-*

- Refer to the Prefixes Poster displayed in the classroom. Remind students that prefixes are added to the beginning of root words to make new words.
- Briefly review the prefixes from the previous unit. Remind students that they learned about the prefixes *in-* and *im-*, both meaning “not” (e.g., *incorrect*, *inaudible*, *impatient*, etc.). They also learned about the prefix *ex-*, meaning “away” or “out” (e.g., *exit*, *exhale*, *exclude*, etc.)
- Tell students that today they will learn about the prefix *en-*.
- Write the prefix *en-* on the Prefixes Poster and point out that it is pronounced /en/.
- Explain that *en-* means “put into” or “to make.” Add the meaning to the Prefixes Poster.
- Tell students that when the prefix *en-* is added to root words, the part of speech of the new words changes to a verb. The prefix *en-* can be added to root words with different parts of speech.
- Write the word *able* on the board/chart paper. Briefly discuss its part of speech and the meaning of the word. Then use it in a sentence. (*Able* is an adjective meaning “can do something.” *I am able to tie my own shoes.*)
- Add the prefix *en-* to *able* and have students read the new word; then discuss the meaning of the new word. (*Enable* means to make something possible.)
- Share the following examples of *enable* used in a sentence:

Materials

- Activity Page 2.5

Note

You will not write the information in the shaded columns on the board, as that information is intended for use during oral instruction. Complete as many examples as time permits.

Eating a healthy breakfast *enables* you to focus better at school.

The printing press *enabled* people to spread their ideas quickly.

- Ask students to provide sentences using the word *enable*. (Answers may vary.)
- Continue in this manner with the remaining *en-* words, using the following chart as a guide:

Root Word	Meaning	Affixed Word	Meaning and Synonyms	Sentence
close	(verb) to move so things cannot pass through	enclose	(verb) to surround or close in	Castle walls <u>enclosed</u> small buildings, like a little town.
danger	(noun) the possibility that something bad will happen	endanger	(verb) to put in danger	The drought <u>endangers</u> crops in the Midwest.
force	(noun) strength or power	enforce	(verb) to use strength or power to make something happen	The student helpers stand in the hallway to <u>enforce</u> the rule about no running.
N/A	<i>Lighten</i> is an English root word but it does not apply to this context.	enlighten	(verb) to teach or explain something to someone	This novel <u>enlightened</u> me about European history.
N/A	<i>Liven</i> is an English root word but it means the same thing as the affixed word in this context, so it will not be addressed as a root word.	enliven	(verb) to make something more interesting, lively, or enjoyable	She <u>enlivened</u> the party with colorful steamers and dance music.
rage	(noun) very strong anger	enrage	(verb) to make very angry	The changes in the law <u>enraged</u> the citizens.
sure	(adjective) certain, having no doubt	ensure	(verb) to make sure, certain, or safe	Studying hard and getting extra help are two ways to <u>ensure</u> you are prepared for the test.

- Have students turn to Activity Page 2.5. Read the directions with students and complete the first question together. Point out that the sentence is written in the past tense because it refers to the 1500s.
- Have students complete Activity Page 2.5 for homework.

WRITING

15 minutes

Introduce a Friendly Letter

- Tell students they will practice writing a friendly letter.
- Have students turn to Activity Page 2.6. Direct students' attention to the Sample Letter you displayed in advance.
- Read the letter aloud to students.
- Explain that a friendly letter typically has five parts: heading; greeting, or salutation; body; closing; and signature. Help students identify them on Activity Page 2.6.
- Ask students to describe what information appears in the heading, and to point out where on the letter the heading is located. (the writer's address and the date the letter is written; in the upper right corner)
- Explain that the greeting, or salutation, usually starts with *Dear*, followed by the name of the person the letter is written to, followed by a comma. In this example, the salutation is *Dear Cousin*, because Jacques's father is writing to his cousin, Monsieur Lafarge.
- Explain that the body of the letter comes next. The number of paragraphs in the body of a letter varies, but the purpose of the letter is often stated in the first paragraph of the body.
- Explain the purpose of the sample letter, and point to the sentence that announces the purpose.
 - The purpose of the letter is to ask Monsieur Lafarge to give Jacques a job in the printing shop.
 - The purpose appears in the last sentence of the first paragraph: *I enjoyed hearing about your exciting new printing business and wondered if you might have a job for my son, Jacques.*
- Tell students some letters try to convince the reader of something by offering an argument and evidence.
- Ask students to identify the argument in the sample letter and the sentence in which it appears.
 - Jacques's father argues that his son is old enough to handle a job and is a hard worker. Evidence: "Jacques is now 13 and a very hard worker."
- Ask students to identify the evidence that Jacques is a hard worker.
 - In the second paragraph, Jacques's father says Jacques "is responsible, quick-witted, strong, and cautious." He mentions that Jacques does chores and errands for an elderly neighbor.

Materials

- Activity Page 2.6
- Sample Letter

- Explain that most letters have a conclusion at the end of the body of the letter. Sometimes it might be a sentence at the end of the last paragraph that wraps up the letter; other times it might be instructions to do something.
- Ask students whether the sample letter body has a conclusion, and, if so, what that conclusion is.
 - Yes; Jacques is willing to do any sort of job you have available. It would be a tremendous opportunity for him to learn from a successful businessman like you. Please send word if you have a place for my son, Jacques.
- Explain that friendly letters should always include a closing and explain that a closing is a word or phrase after the body followed by a comma. Ask students to identify the closing in the sample letter. (*Your Cousin,*)
- Ask students to name other closings they may have seen.
 - Answers may vary, but may include: *sincerely, love, best wishes, warmly, your friend*, etc.
- Explain that the final part of a friendly letter is often the signature of the person writing the letter. Ask students to identify the signature in the example letter. (*Peter*)
- Explain that this sample letter contains another part after the signature that can be, but is not always, included in a friendly letter. Ask students to identify the part that is contained in this letter. (*PS*)
- Explain that *PS* means *postscript*, which comes from the Latin words for “after the writing.” Sometimes authors add a postscript, or note, that comes after the signature at the end of the letter.
- Have students identify what Jacques’s father asks Monsieur Lafarge to do in the postscript. (Jacques’s father asks Monsieur Lafarge to give his best to his wife, Marie, and the children.)

Challenge Ask students how letter writing differs from other forms of writing like email and texting. (Answers may vary, but may mention that letter writing is usually more formal than emailing and texting, both of which use abbreviations, emoticons, and slang to communicate a point quickly. Letters are part of a much longer communication process because it often takes a week or more to get a response.)

- Tell students they will write their own friendly letter from the perspective of Jacques later in the unit.
- If time permits, ask students to brainstorm ideas about the person to whom Jacques might write.
 - Ideas may include a family member, a friend, or a future coworker.

TAKE-HOME MATERIAL

Reading; Grammar; Morphology

- Have students take Activity Page 2.3 home to read and complete for homework.
- Have students complete Activity Pages 2.4 and 2.5 for homework.

Materials

- Activity Pages 2.3–2.5

Lesson 3

Unit 6: The Reformation

CORE CONTENT OBJECTIVES

Students will:

- ✓ Describe the power and influence of the Catholic Church during the Middle Ages and the Renaissance movement
- ✓ Describe some of the corrupt practices of the Catholic Church during the Middle Ages and the Renaissance movement
- ✓ Identify Martin Luther as an important person who set out to reform the Catholic Church

LESSON AT A GLANCE	TIME	MATERIALS
Reading		
Whole Group: Chapter 3 "Setting the Stage for Reform"	40 min.	Answer Key for Activity Page 2.3; Activity Pages 2.3, 3.1; <i>Shifts in Power</i>
Word Work: <i>Recant</i>	5 min.	
Writing		
Plan a Friendly Letter	45 min.	Activity Pages 2.6, 3.3; Sample Letter; <i>Shifts in Power</i>
Take-Home Material		
Reading	*	Activity Page 3.2

Primary Focus of Lessons

Reading: By the end of this lesson, students will be able to describe the power, influence, and corrupt practices of the Catholic Church during the Middle Ages and the Renaissance.

Writing: By the end of this lesson, students will have planned a friendly letter.

ADVANCE PREPARATION

Reading

- Write the purpose for reading on the board/chart paper. Alternatively, you may access a digital version of this and The Big Question in the digital components for this unit.

Read to learn about the power, influence, and some corrupt practices of some members of the Catholic Church during the Middle Ages and the Renaissance.

Writing

- Refer to the enlarged version of the sample letter you prepared for Lesson 2. Alternatively, you may access a digital version in the digital components for this unit.
- Plan to put students in pairs to complete Activity Page 3.3.

Grammar; Morphology

- Collect Activity Pages 2.4 and 2.5 to review and grade, as there are no grammar or morphology lessons today.

READING

45 minutes

Whole Group: Chapter 3 “Setting the Stage for Reform” 40 minutes

Review 5 minutes

- Using the Answer Key at the back of this Teacher Guide, review student responses to Activity Page 2.3, which was assigned for homework.
- Remind students that in the first lesson, in the Core Connections activity, they read a chapter about the Catholic Church titled “The Power of the Church.” The following questions review the information included in that chapter.
 - An empire existed throughout Europe for a long period of time, during which that empire unified much of the continent. What empire was that?
 - » the Roman Empire
 - After the Roman Empire fell apart, the Church became more powerful in Europe, but it later split into two parts: the Orthodox Church and the Catholic Church. Which one of those was located in the western part of Europe and was based in Rome?
 - » the Catholic Church
 - What adjectives would you use to describe the Catholic Church during the Middle Ages and the Renaissance movement?
 - » Answers may vary, but should include *wealthy*, *powerful*, and *influential*.
- Ask students to describe how the invention of Gutenberg’s printing press changed the world.
 - Answers may vary, but should include that it made the production of printed material cheaper and easier, so more people had access to printed material and it enabled more people to learn to read and write.

Introduce the Chapter 5 minutes

- Tell students they will read Chapter 3, “Setting the Stage for Reform.”

Materials

- Answer Key for Activity Page 2.3
- Activity Pages 2.3, 3.1
- *Shifts in Power*

- Have students turn to the table of contents, locate the chapter, and then turn to the first page of the chapter.
- Have a student read aloud the title of the chapter, “Setting the Stage for Reform.” Remind students that they discussed the meaning of the word *reform* in the first lesson in this unit. Ask students what the word *reform* means.
 - to improve or make something better
- Tell students that the phrase *setting the stage* means to make something likely to happen. Therefore, the title of this chapter means something will make reform, or an improvement, likely to happen.
- Preview the core vocabulary words before reading the chapter.
- Begin by telling students the first vocabulary word they will encounter in this chapter is *institution*.
- Have them find the word on page 24 of the Reader. Explain that each vocabulary word is bolded the first time it appears in the chapter.
- Explain that the glossary contains definitions of all the vocabulary words in this Reader. Have students refer to the glossary at the back of the Reader, locate *institution*, and then have a student read the definition.
- Explain the following:
 - The part of speech follows each word in an abbreviated format as follows: noun–*n.*; verb–*v.*; adjective–*adj.*; adverb–*adv.*
 - Alternate forms of the word appearing in the chapter may follow the definition. They may be a different part of speech than the original word.
- Have students reference Activity Page 3.1 while you read each word and its meaning noting that:
 - The page number (for the first occurrence of the word in the chapter) appears in bold print after the definition.
 - Words are listed in the order in which they appear in the chapter.

1. **institution, *n.*** an organization set up for a specific purpose **(24)**
2. **congregation, *n.*** the members of a church gathered for a religious ceremony **(26)**
3. **recant, *v.*** to publicly take back an opinion expressed in the past **(26)**
4. **heresy, *n.*** beliefs or opinions that challenge, or go against, the beliefs or opinions of those in power **(26)**
5. **bequeath, *v.*** to pass on property to someone in a will **(bequeathed) (28)**

- 6. **sin, n.** an action that is considered morally wrong or that goes against religious teachings (28)
- 7. **confess, v.** to admit you did something wrong (**confessed**) (28)
- 8. **reform, n.** an improvement (**reformers; reformation**) (28)
- 9. **devout, adj.** devoted, especially to a specific religion or point of view (29)
- 10. **salvation, n.** the act of being saved from sin or danger (29)
- 11. **persecution, n.** the act of treating someone unfairly or cruelly because of his or her religious beliefs (30)

Vocabulary Chart for Chapter 3 “Setting the Stage for Reform”		
Vocabulary Type	Tier 3 Domain-Specific Words	Tier 2 General Academic Words
Core Vocabulary	congregation heresy bequeath sin devout salvation persecution	institution recant confess reform
Spanish Cognates for Core Vocabulary	congregación devoto salvación persecución	institución retractar confesar reforma
Multiple-Meaning Core Vocabulary Words		institution
Sayings and Phrases	setting the stage	

- Read the purpose for reading from the board/chart paper:

Read to learn about the power, influence, and some corrupt practices of some members of the Catholic Church during the Middle Ages and the Renaissance.

- Have one student read The Big Question at the beginning of the chapter. Ensure students understand the meaning of The Big Question before reading the chapter.

Why did some people believe the Church needed to be reformed during the 1400s and 1500s?

Read “Setting the Stage for Reform”

25 minutes

Guided reading supports in brackets are intended to guide you in facilitating discussion and should not be read verbatim to students. Guided reading supports not in brackets should be read aloud verbatim.

A [Have a student read page 24 aloud.]

B *Literal* In what ways was the Catholic Church important to Europeans in the Middle Ages?

» Answers may vary, but should include that, after the fall of the Roman Empire, there was no longer a strong government, so the Church took control of many things and became important to Europeans in the following ways: it taught people how to live in this world and get into the next world; it helped people in need; it helped educate some people; and it provided regular religious ceremonies.

Chapter 3

Setting the Stage for Reform


THE BIG QUESTION
Why did some people believe the Church needed to be reformed during the 1400s and 1500s?

A Gutenberg's printing press did change the world: at least the European world. But before we talk about the changes that took place in Europe in the 1500s, let's journey further back in time.

You may remember that after the fall of Rome in 476 CE, there was no longer a strong government to unite people in different countries. Instead, the Catholic Church took control. It soon became the largest and most powerful **institution** in western Europe. The Church united people through a common belief in the Christian God and the Christian promise of heaven.

The Church was very important to Europeans in the Middle Ages. It was the social glue that held communities together. It provided instruction on how to live in this world and how to get to the next world. The Church gave comfort and protection to those in need. The Church was also largely responsible for educating those fortunate enough to receive an education.

If you had lived during this period in history, the Catholic Church would have been a major focus in your life. Typically once a week, you would have gone to church to attend Mass. Mass is the central act of worship in the life of a Catholic. Depending on where you lived, the church you attended might have been an especially large and beautiful cathedral. Cathedrals were among the most impressive buildings in medieval Europe and would have been a constant reminder of the Church's presence, power, and wealth. Most people, however, attended a much smaller local church. **B**



Notre Dame Cathedral,
Paris, France



25

C Inferential [Have students look at the image on pages 24 and 25.] Based on what you see in this image, and what you read in the text, what was the relationship between cathedrals and the Church's power and wealth?

- » Answers may vary, but should include that only a wealthy and powerful institution could build such large and impressive buildings throughout Europe, so the cathedrals were a visual reminder of the Church's power and wealth.

A [Have a student read page 26 aloud.]

B Inferential What would happen to someone who refused to recant a view that did not follow Church doctrine?

- » That person would be charged with heresy, and he or she could be punished either by excommunication or death.

Support What does *recant* mean?

- » *Recant* means to publicly take back an opinion expressed in the past.

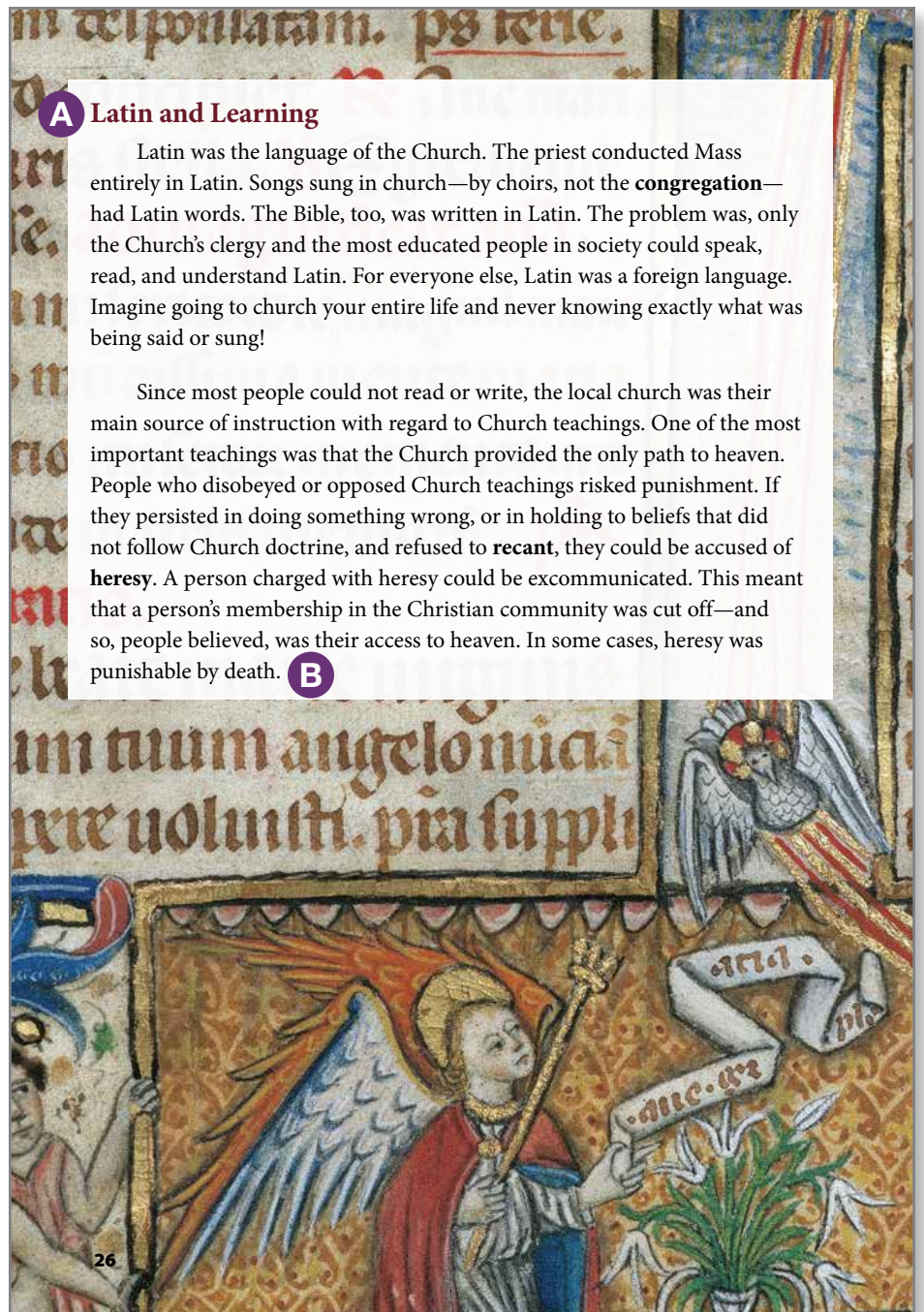
Support What does it mean to be excommunicated, and why might someone want to avoid this punishment?

- » To be excommunicated means to be cut off from the Christian community (i.e., to no longer be welcome as part of the Church). Christians believed their only path to heaven was through the Church, and if they were excommunicated, their access to heaven was also cut off.

A Latin and Learning

Latin was the language of the Church. The priest conducted Mass entirely in Latin. Songs sung in church—by choirs, not the **congregation**—had Latin words. The Bible, too, was written in Latin. The problem was, only the Church's clergy and the most educated people in society could speak, read, and understand Latin. For everyone else, Latin was a foreign language. Imagine going to church your entire life and never knowing exactly what was being said or sung!

Since most people could not read or write, the local church was their main source of instruction with regard to Church teachings. One of the most important teachings was that the Church provided the only path to heaven. People who disobeyed or opposed Church teachings risked punishment. If they persisted in doing something wrong, or in holding to beliefs that did not follow Church doctrine, and refused to **recant**, they could be accused of **heresy**. A person charged with heresy could be excommunicated. This meant that a person's membership in the Christian community was cut off—and so, people believed, was their access to heaven. In some cases, heresy was punishable by death. **B**





Latin manuscript from the Middle Ages, 1470 CE, Spain

Word(s)	CK Code
Galileo Galilei	/gal*ə*lae*oe/ /gal*ə*lae/

- A [Have students read pages 28 and 29 silently.]
- B *Literal* What were some ways the Church became wealthier in the Middle Ages?

» Wealthy people left their land and money to the Church; everyone was expected to contribute a portion of their yearly earnings to the Church (called a tithe); and indulgences were exchanged for donations of money.

Support What were indulgences?

» Indulgences were certificates that released or pardoned people from punishment the Church thought was due after a sin was confessed and forgiven.

C *Literal* What were some of the Church practices some people thought were corrupt?

» Answers may vary, but should include that the Church raised money by exchanging indulgences for donations of money, and by allowing wealthy people to buy their way into the clergy.
- A

Growing Power and Influence
- Throughout the Middle Ages, the power of the Church continued to grow. Part of the reason behind this increasing power was money. Christians were not simply supposed to obey the Church, but they were also expected to support it financially. Everyone was expected to give a portion of their yearly earnings to the Church. The money (or goods, such as crops and livestock) was paid like a tax and called a tithe.
- Over time, the Church became very rich. It owned land, buildings, and even parts of towns. Wealthy people **bequeathed** land and money to the Church. This wealth gave the pope, who was the leader of the Church, political as well as religious power.
- ### Questionable Practices
- For some time, the Church had raised money by issuing certificates that could release or pardon people from penance. Penance was the punishment
- that the Church taught was due after a **sin** was **confessed** and forgiven. Previously, penance had to be performed *before* a sin was forgiven. These certificates were called indulgences. Technically, indulgences weren't sold; they were given in exchange for donations of money. Nevertheless, the
- A photograph of a historical document, an indulgence certificate, featuring Latin text and a circular wax seal.
- An indulgence certificate from John, abbot of Abingdon, to Henry Lanley and his wife Katherine, 1476 CE
- A photograph of a wax seal, likely used to secure the indulgence certificate.
- money raised by the issuing of indulgences became a huge business for the Church. Many other corrupt practices also increased, such as the ability of wealthy people to buy their way into the clergy. In the late 1400s and early 1500s, religious reformers spoke out against corrupt practices in the Church and demanded reform.
- B

C
- 28
- 70

Unit 6 | Lesson 3


Grade 5 | Core Knowledge Language Arts

The Beginning

The word *reform* means to make changes to something in order to improve it. In European history, the Reformation, or the Protestant Reformation as it is also called, was a reform movement that challenged the Catholic Church. The movement challenged the Church's teachings and authority and demanded the reform of certain practices. The Reformation began as a religious debate but quickly grew into something much larger. It laid the foundation for what would eventually become known as Protestantism—one of the three major branches of Christianity. The other

branch of Christianity, the Orthodox Church, was formed hundreds of years earlier. Now the Reformation would bring about Protestantism. In addition, the Reformation led to great political and social change throughout much of Europe. **D**

One reformer in particular helped usher in the Reformation. His name was Martin Luther. Luther was a German monk and a **devout** Catholic. Yet the corruption he saw in the Church, along with his personal ideas about **salvation**, turned him against it. Luther's dispute with the Church succeeded, at least in part, because of the printing press. **E**



Martin Luther painted by Lucas Cranach the Elder, 1532 CE

29

D *Literal* What is Protestantism?

- » It is one of the three major branches of Christianity, started during the Reformation, when certain groups broke away from the Catholic Church.

E *Inferential* Why might it be surprising to some that Martin Luther was an early reformer who wanted to reform the Catholic Church?

- » Answers may vary, but should include that he was a German monk who was a devout Catholic who may have known that trying to reform the Church could be considered heresy, which was punished by the Church.

Support What prompted Luther to attempt to reform the Church?

- » He saw that there was corruption in the Church, and he had his own ideas about salvation that differed from those of the Church.

Support What helped Luther in his attempt to reform the Church?

- » the invention of the printing press

A [Have students read page 30 and the first paragraph on page 31 silently.]

B Inferential Why is this section of the text called “Shifts in Power”?

- » Answers may vary, but should focus on the fact that, during the Reformation, there was a redistribution of power in Europe away from the Church and to monarchs and forms of government in which more people had a voice.

Support The word *state* in this paragraph does not refer to a state such as New York, California, or Virginia. The word *state*, as it is used here, refers to the government of an area.

Support How did the Catholic Church respond to the calls for reform?

- » It listened to its critics and began to reform itself from within.

C Inferential [Have students look at the map on the bottom of page 30.] Based on what you see in this map, how would you describe the religious divisions in Europe in the 1500s?

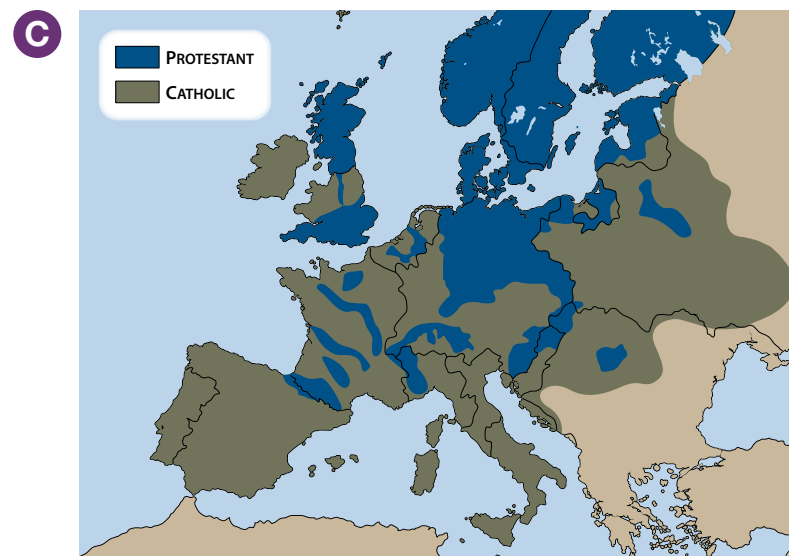
- » Northern Europe and England became Protestant, whereas most other western European areas remained Catholic.

A Shifts in Power


As a result of the Reformation, Europe experienced unrest, **persecution**, and several wars. However, Europe emerged from this period in history as a very different place. In some countries, religious reform was accompanied by political reform. A number of European monarchs challenged age-old traditions of power in relation to the Church. They seized and then redistributed power, shifting it from the Church—and its leader, the pope—to the state. This shift in power made monarchs more powerful. Over time, new forms of government were created in which more people had a voice.

In time, the Catholic Church listened to the critics and began to reform itself from within. It became a more unified institution, despite having lost some of its political influence. To a large extent, much of northern Europe and England became a stronghold of Protestantism. However, most other western European states remained Catholic. As a result, European society was divided along religious lines in a way it had never been before. These divisions would continue to shape European history for many years to come.

B



Catholic and Protestant areas of Europe in the 1500s



Heliocentric model of the solar system showing the sun, not Earth, at the center

Against this backdrop, scientific advances were being made. Scientists such as Nicolaus Copernicus and Galileo Galilei made discoveries that led them to reject the long-held belief that Earth lay at the center of the universe. Instead, they proposed a new view of the solar system, with the sun and not Earth at its center.

D Of Princes and Protestants

When many people hear the word *Protestant*, they think about Martin Luther and other religious reformers of the Reformation. However, the word actually originated as a result of several German princes protesting a ruling by the Church that Luther be arrested and punished for his rebellious actions and ideas. These princes were the original “Protestants.” Over time, however, the term came to be associated with religious reformers, like Luther, who protested against certain teachings and practices of the Church during the Reformation.

E

31

D [Have a student read the last paragraph on page 31 aloud.]

E *Inferential* Is the way most people use the word *Protestant* today the original meaning of the term? Why or why not?

» No, the meaning of *Protestant* today is not the original meaning of the word. Most people think of Martin Luther and other religious reformers of the Reformation as Protestants. The original Protestants, however, were a group of German princes who protested a ruling by the Church to arrest and punish Luther for his rebellious ideas and actions.

A [Have students read pages 32 and 33 silently.]

A

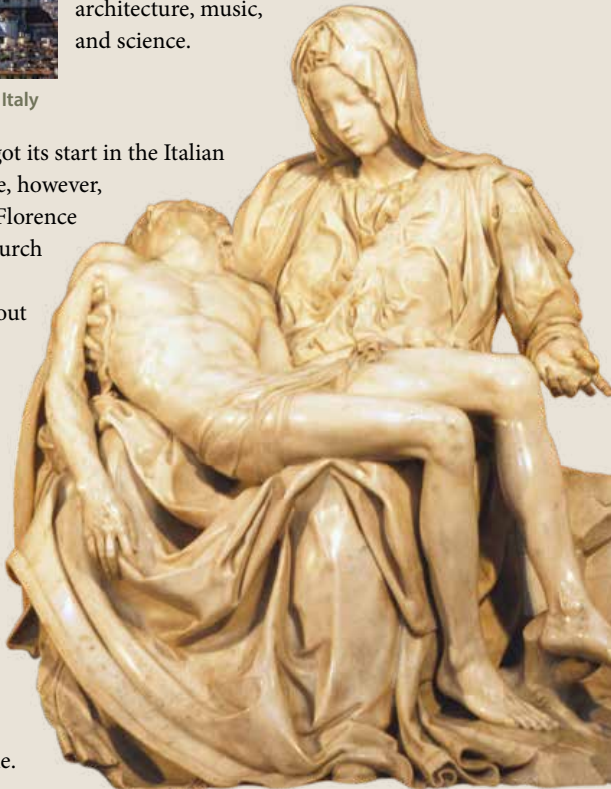
Renaissance and Rebirth

As you know, the Renaissance was a cultural movement in Europe characterized by renewed interest in ancient Greek and Roman civilization and learning. This revival of ancient ideas and ideals—the word *Renaissance* means “rebirth”—took hold during the latter part of the Middle Ages. The Renaissance sparked enormous creativity and experimentation in European art, literature, architecture, music, and science.



The Cathedral of Florence, Italy

The Renaissance got its start in the Italian city of Florence. In time, however, the focus shifted from Florence to Rome, where the Church had its papal offices, or headquarters. From about 1450 CE onward, one pope after another decided to support great Renaissance artists and architects, just like the wealthy residents of Florence did. The popes called artists to Rome and set them to work creating some of the most magnificent paintings, sculptures, and buildings of all time.



Michelangelo's *Pietà*, located in St. Peter's Basilica in Rome, 1499 CE



Raphael's *The School of Athens*, located in the Apostolic Palace, 1510 CE

The popes justified these artistic undertakings by claiming that when people saw majestic buildings, gorgeous paintings, and beautiful sculptures, they would be in awe. They would ponder the glory of God. They would also appreciate the splendor and power of the Church and be thankful to be a part of it. But its power and role in people's lives was about to be seriously threatened.

B

B Inferential What was the relationship between the Church and the Renaissance movement?

- » Although the Renaissance movement began in Florence, Italy, the focus of the movement shifted to the headquarters of the Church—Rome—where artists received support from many different popes. The popes argued that the works of art they commissioned honored God and showed the power and splendor of the Church. They argued that people would be thankful to be a part of such an institution.

Note

Question 1 relates to The Big Question of this chapter.

Discuss the Chapter and Wrap Up the Lesson

5 minutes

- Use the following questions to discuss the chapter.

1. **Literal** Why did some people believe the Church needed to be reformed during the 1400s and 1500s?
 - » Some people believed the Church became too rich, powerful, and corrupt during the Middle Ages and needed to be reformed. The Church raised some of its money by exchanging indulgences for donations of money, and wealthy people were able to buy their way into the clergy, practices which some saw as corrupt.
2. **Inferential** On page 29 of the Reader, the author says that Luther's attack on the Church succeeded, at least in part, because of the invention of a printing press. Why might the invention of a printing press have helped Luther's attack on the Church?
 - » Answers may vary, but should include that, as was predicted by the Church, the printing press made it easier for people to spread ideas, including ideas that went against Church doctrine.

- Have students take home Activity Page 3.2 to read and complete for homework.

Word Work: *Recant*

5 minutes

1. In the chapter you read, "If they persisted in doing something wrong, or in holding to beliefs that did not follow Church doctrine, and refused to recant, they could be accused of heresy."
2. Say the word *recant* with me.
3. *Recant* means to publicly take back an opinion expressed in the past.
4. In the Middle Ages, the Church wanted people to recant their statements if those statements conflicted with Church doctrine.
5. Have you ever expressed an opinion that you later had to recant? [Ask two or three students to use the target word in a sentence. If necessary, guide and/or rephrase students' responses to make complete sentences: "I once stated _____, but I later had to recant because . . ."]
6. What part of speech is the word *recant*?
 - » verb

[Use a *Synonyms and Antonyms* activity for follow-up.] What does *recant* mean? What are some synonyms, or words that have a similar meaning, of *recant*? [Prompt students to provide words like *deny*, *take back*, and *withdraw*.] What are some words or phrases that are antonyms, or words that have the opposite meaning, of *recant*? [Prompt students to provide words like *affirm*, *confirm*, and *restate*. As students discuss synonyms and antonyms, guide them to use the word *recant* in a complete sentence: "An antonym of *recant* is *affirm*."]

WRITING

45 minutes

Plan a Friendly Letter

Review Parts of a Friendly Letter

5 minutes

- Tell students they will plan a friendly letter from Jacques, the young boy they read about in Chapter 2 of the Reader.
- Direct students' attention to the sample letter from Jacques's father to Monsieur Lafarge. Remind students that they may also reference the sample letter on Activity Page 2.6.
- Ask students to identify the parts of a letter: heading, greeting, body, closing, and signature. Remind students that letters may also contain a postscript, or a note that comes after the signature.
- Explain that students will write a friendly letter written from Jacques's point of view after he learns to read and write. The letter will contain each of the parts of a friendly letter.
- Tell students to imagine themselves as Jacques, the young boy in the fictional story in Chapter 2. Ask them to imagine to whom Jacques might write. (Answers may vary, but may include: a friend, family member, or a future coworker.)

Support If students have difficulty deciding on a recipient of their letter, you may want to suggest they write to Jacques's father.

Plan a Friendly Letter

30 minutes

- Have students complete Activity Page 3.3 to prepare for the drafting stage of the writing process. Encourage students to gather information from Chapters 1 and 2 of the Reader to use in their letter.
- Have all students complete questions 1–4 on Activity Page 3.3. It is not necessary for them to answer all questions 5–10, but they do need to answer at least two.

Challenge Students may answer questions 11 and 12 to make their letters more interesting.

- Circulate and check in with students to ensure they are using their knowledge of a friendly letter, information from Chapters 1 and 2, and their imagination.

Wrap Up

10 minutes

- Ask students to share some of their responses to Activity Page 3.3, including to whom they are writing and the purpose of their letter.
- Tell students that they will draft, or write, their letters from Jacques in a later lesson.

Materials

- Activity Pages 2.6, 3.3
- Sample Letter
- *Shifts in Power*

Materials

- Activity Page 3.2

TAKE-HOME MATERIAL

Reading

- Have students take Activity Page 3.2 home to read and complete for homework.

Lesson 4

Unit 6: The Reformation

CORE CONTENT OBJECTIVES

Students will:

- ✓ Describe the power and influence of the Catholic Church during the Middle Ages and the Renaissance movement
- ✓ Describe some of the corrupt practices of the Catholic Church during the Middle Ages and the Renaissance movement
- ✓ Identify Martin Luther as an important person who set out to reform the Catholic Church

LESSON AT A GLANCE	TIME	MATERIALS
Reading Close Reading: Chapter 3 "Setting the Stage for Reform"	40 min.	Answer Key for Activity Page 3.2; Activity Page 3.2; <i>Shifts in Power</i>
Word Work: <i>Devout</i>	5 min.	
Grammar Review Subject-Linking Verb Agreement	15 min.	Subject-Linking Verb Agreement in the Present Tense Poster; Subject-Linking Verb Agreement in the Past Tense Poster; Activity Page 4.1
Morphology Practice Prefix <i>en-</i>	15 min.	Activity Page 4.2
Writing Practice Using Strong Verbs	15 min.	Activity Page 4.3
Take-Home Material Grammar	*	Activity Page 4.1

Primary Focus of Lessons

Reading: By the end of this lesson, students will be able to describe the Church practices challenged by reformers such as Martin Luther.

Grammar: By the end of this lesson, students will have reviewed how to make subjects and linking verbs agree in the present and past tenses.

Morphology: By the end of this lesson, students will have gained additional practice distinguishing between root words and words with the prefix *en-* and correctly use those words in sentences.

Writing: By the end of this lesson, students will be able to replace weak verbs with strong ones in sample sentences.

ADVANCE PREPARATION

Reading

- Write the purpose for reading on the board/chart paper. Alternatively, you may access a digital version of this and The Big Question in the digital components for this unit.

Read closely to examine the author’s words, sentences, and literary devices for a deeper understanding of practices challenged by reformers in “Setting the Stage for Reform.”

Grammar

- Prepare and display the Subject-Linking Verb Agreement in the Present Tense Poster. Alternatively, you may access a digital version in the digital components for this unit.

Subject (Noun or Pronoun)		Agreement for Linking Verbs in the Present Tense	
		<i>to be</i>	<i>to feel, look, taste, smell, sound</i>
Singular	I	am	feel, look, taste, smell, sound
	you	are	feel, look, taste, smell, sound
	he, she, it, [singular noun]	is	feels, looks, tastes, smells, sounds
Plural	we	are	feel, look, taste, smell, sound
	you	are	feel, look, taste, smell, sound
	they, [plural noun]	are	feel, look, taste, smell, sound

- Prepare and display the Subject-Linking Verb Agreement in the Past Tense Poster. Alternatively, you may access a digital version in the digital components for this unit.

Subject (Noun or Pronoun)		Agreement for Linking Verbs in the Past Tense	
		<i>to be</i>	<i>to feel, look, taste, smell, sound</i>
Singular	I	was	felt, looked, tasted, smelled, sounded
	you	were	felt, looked, tasted, smelled, sounded
	he, she, it, [singular noun]	was	felt, looked, tasted, smelled, sounded
Plural	we	were	felt, looked, tasted, smelled, sounded
	you	were	felt, looked, tasted, smelled, sounded
	they, [plural noun]	were	felt, looked, tasted, smelled, sounded

- Write the following sentences on the board/chart paper.

[present/to be] The printing press _____ an important invention.

[past/to feel] Jacques _____ nervous about his first day of work at the printing shop.

[present/to smell] The ink _____ like varnish.

[past/to be] During the Middle Ages, most people _____ not able to read or write.

Writing

- Write the following sentence on the board:

The student walked into the room.

READING

45 minutes

Close Reading: Chapter 3 “Setting the Stage for Reform”

40 minutes

Review the Chapter

10 minutes

- Using the Answer Key at the back of this Teacher Guide, review student responses to Activity Page 3.2, which was assigned for homework.
- Tell students they will reread Chapter 3, “Setting the Stage for Reform.”
- Have students turn to the table of contents, locate the chapter, and then turn to the first page of the chapter.
- Read the purpose for reading from the board/chart paper:

Read closely to examine the author’s words, sentences, and literary devices for a deeper understanding of practices challenged by reformers in “Setting the Stage for Reform.”

- Have one student read The Big Question at the beginning of the chapter. Ensure students understand the meaning of The Big Question before reading the chapter.

Why did some people believe the Church needed to be reformed during the 1400s and 1500s?

Materials

- Answer Key for Activity Page 3.2
- Activity Page 3.2
- *Shifts in Power*

Note

Close reading lessons present excellent opportunities to ensure that English learners and other students who need additional support fully comprehend a reading selection.

Close Reading

The practice of close reading involves directing students' attention to specific aspects of a text. The guided reading supports in this close reading of Chapter 3, "Setting the Stage for Reform," are intended to provide this focus and are labeled as follows:

- **VOC** indicates questions or comments that focus on vocabulary to explain meanings or check student understanding and may highlight multiple-meaning words or idioms.
- **SYN** indicates questions or comments that focus on syntax to explain complex sentences and syntactic structure.
- **COMP** indicates questions or comments that focus on students' understanding of the text. These questions require text-based responses and are sequenced to build a gradual understanding of the key details of the text. Students may provide multiple responses using different pieces of evidence, grounding inferences logically in the text.
- **LIT** indicates questions or comments that focus on literary devices, which are techniques an author uses to produce a specific effect, such as alliteration, similes, metaphors, etc.

Not all question types will be included in each close reading lesson.

These labels and their explanations are for your reference and are not intended to be shared with students. Also, guided reading supports in brackets are intended to guide you in facilitating discussion and should not be read verbatim to students. Guided reading supports not presented in brackets should be read aloud verbatim.

There are many ways for students to respond to the questions. Vary how you elicit students' responses to promote student engagement. For example:

- Have students work in pairs. Following each question, direct students to consult with their partner about the correct response before one student responds.
- Have students work in small groups of three or four students. Following each question, direct students to consult with others in their group about the correct response before one student responds.
- Following a question, have all students provide a written response before one student responds orally.

Read “Setting the Stage for Reform”

20 minutes

- Read the title of the chapter as a class, “Setting the Stage for Reform.” As you read portions of the chapter, pause to explain or clarify the text at each point indicated.

- A** [Have a student read the third paragraph on page 24 aloud.]
- B** **VOC** *Inferential* In the second sentence in this paragraph, the author calls the Church *the social glue that held communities together*. What do you think this means?
- » Because glue is something that holds things together, this statement means that the Church held communities together.

Chapter 3

Setting the Stage for Reform

THE BIG QUESTION
Why did some people believe the Church needed to be reformed during the 1400s and 1500s?


Gutenberg's printing press did change the world: at least the European world. But before we talk about the changes that took place in Europe in the 1500s, let's journey further back in time.

You may remember that after the fall of Rome in 476 CE, there was no longer a strong government to unite people in different countries. Instead, the Catholic Church took control. It soon became the largest and most powerful **institution** in western Europe. The Church united people through a common belief in the Christian God and the Christian promise of heaven.

A The Church was very important to Europeans in the Middle Ages. It was the social glue that held communities together. It provided instruction on how to live in this world and how to get to the next world. The Church gave comfort and protection to those in need. The Church was also largely responsible for educating those fortunate enough to receive an education.


B

If you had lived during this period in history, the Catholic Church would have been a major focus in your life. Typically once a week, you would have gone to church to attend Mass. Mass is the central act of worship in the life of a Catholic. Depending on where you lived, the church you attended might have been an especially large and beautiful cathedral. Cathedrals were among the most impressive buildings in medieval Europe and would have been a constant reminder of the Church's presence, power, and wealth. Most people, however, attended a much smaller local church.



Notre Dame Cathedral,
Paris, France

25



A [Have a student read page 26 aloud.]

B *COMP Evaluative* The author says Latin was the language of the Church, but that most Europeans could not speak, read, or understand Latin. Because they didn't know or understand the language used by the Church, how do you think this impacted the relationship between those Europeans and the Church?

- » Answers may vary, but should include that, although the Church was an important part of their lives, they could not fully understand what was happening during the Mass, nor could they read for themselves what was written in the Bible. This may have made them feel somewhat distant, or disconnected, from the Church. It also may have made them feel that they needed to rely more on the Church to tell them about what they should believe and how they should live their lives.

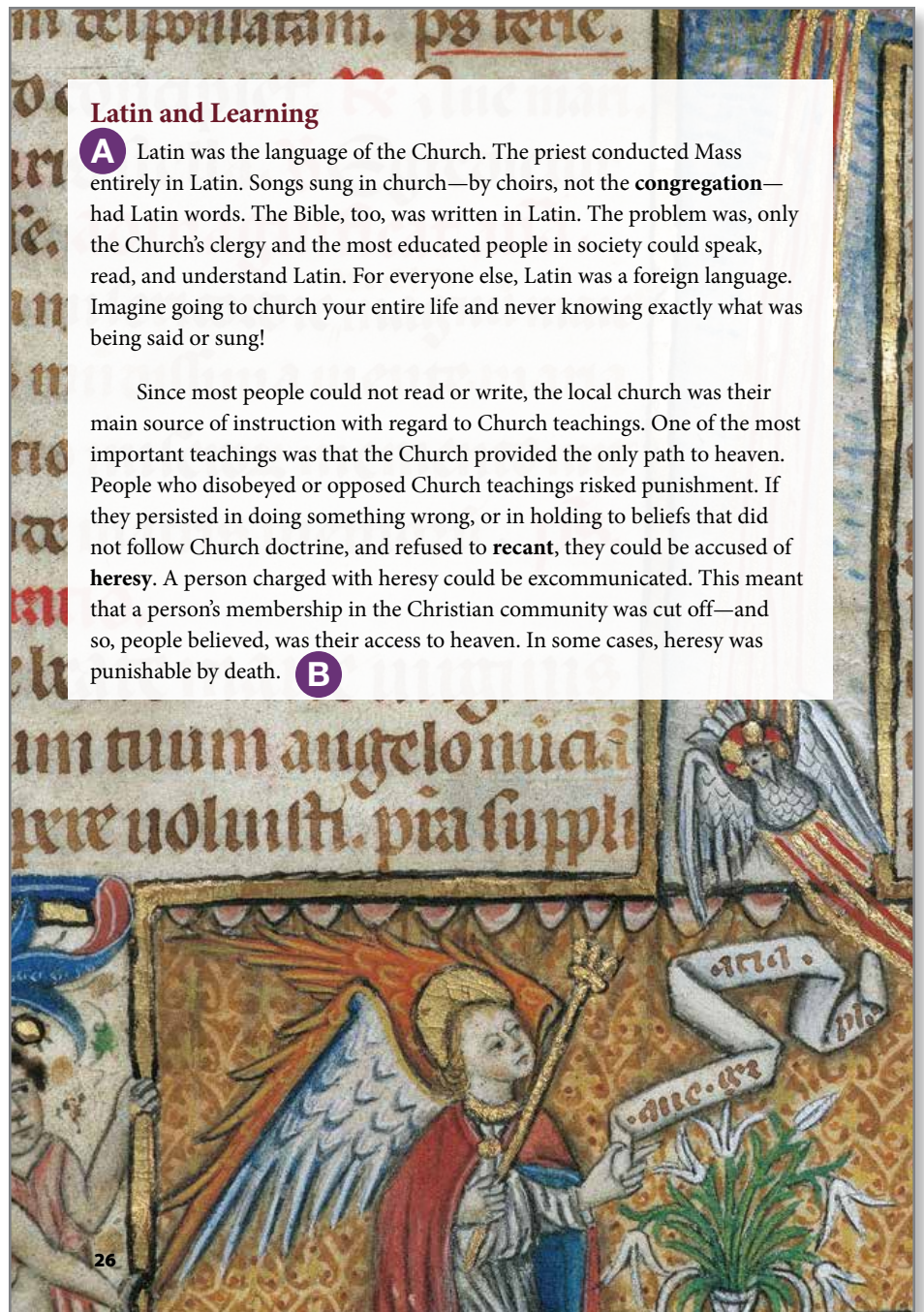
Support What does it mean when it says “Latin was a foreign language”?

- » It means Latin was a language most didn't understand.

Latin and Learning

A Latin was the language of the Church. The priest conducted Mass entirely in Latin. Songs sung in church—by choirs, not the **congregation**—had Latin words. The Bible, too, was written in Latin. The problem was, only the Church's clergy and the most educated people in society could speak, read, and understand Latin. For everyone else, Latin was a foreign language. Imagine going to church your entire life and never knowing exactly what was being said or sung!

Since most people could not read or write, the local church was their main source of instruction with regard to Church teachings. One of the most important teachings was that the Church provided the only path to heaven. People who disobeyed or opposed Church teachings risked punishment. If they persisted in doing something wrong, or in holding to beliefs that did not follow Church doctrine, and refused to **recant**, they could be accused of **heresy**. A person charged with heresy could be excommunicated. This meant that a person's membership in the Christian community was cut off—and so, people believed, was their access to heaven. In some cases, heresy was punishable by death. **B**





Latin manuscript from the Middle Ages, 1470 CE, Spain

A [Have a student read the second paragraph on page 28 aloud.]

B *VOC Literal* What does “Wealthy people bequeathed land and money to the Church” mean?

» It means people left their land and money to the Church after they died.

C *COMP Inferential* What words or phrases in this paragraph describe the source of the pope’s political power?

» *Over time, the Church became very rich. It owned land, buildings, and even parts of towns. Wealthy people bequeathed land and money to the Church.*

Support What is the difference between political and religious power?

» Political power is the power governments have over people’s everyday lives, whereas religious power is the power churches or other religious groups have over people’s religious or spiritual lives.

D [Have a student read the third paragraph on page 28 aloud.]

E *SYN Inferential* The author says, “Technically, indulgences weren’t sold; they were given in exchange for donations of money.” The word *technically* means according to a strict interpretation of something. Why does the author use the word *technically* in this sentence?

» The strict interpretation of the word *sold* doesn’t apply; indulgences weren’t put up for sale for a certain price and then purchased by people. Instead, money was given as a donation, and, in exchange, the person received the indulgence; this is very similar to a sale of the indulgence but was not technically a sale.

Growing Power and Influence

Throughout the Middle Ages, the power of the Church continued to grow. Part of the reason behind this increasing power was money. Christians were not simply supposed to obey the Church, but they were also expected to support it financially. Everyone was expected to give a portion of their yearly earnings to the Church. The money (or goods, such as crops and livestock) was paid like a tax and called a tithe.

A Over time, the Church became very rich. It owned land, buildings, and even parts of towns. Wealthy people **bequeathed** land and money to the Church. This wealth gave the pope, who was the leader of the Church, political as well as religious power.

B

D **Questionable Practices**

For some time, the Church had raised money by issuing certificates that could release or pardon people from penance. Penance was the punishment

that the Church taught was due after a **sin** was **confessed** and forgiven. Previously, penance had to be performed *before* a sin was forgiven. These certificates were called indulgences. Technically, indulgences weren’t sold; they were given in exchange for donations of money. Nevertheless, the

E

money raised by the issuing of indulgences became a huge business for the Church. Many other corrupt practices also increased, such as the ability of wealthy people to buy their way into the clergy. In the late 1400s and early 1500s, religious reformers spoke out against corrupt practices in the Church and demanded reform.

C



An indulgence certificate from John, abbot of Abingdon, to Henry Lanley and his wife Katherine, 1476 CE




The Beginning

F The word *reform* means to make changes to something in order to improve it. In European history, the Reformation, or the Protestant Reformation as it is also called, was a reform movement that challenged the Catholic Church. The movement challenged the Church's teachings and

G authority and demanded the reform of certain practices. The Reformation began as a religious debate but quickly grew into something much larger. It laid the foundation for what would eventually become known as Protestantism—one of the three major branches of Christianity. The other branch of Christianity, the Orthodox Church, was formed hundreds of years earlier. Now the Reformation would bring about Protestantism. In addition, the Reformation led to great political and social change throughout much of Europe.

One reformer in particular helped usher in the Reformation. His name was Martin Luther. Luther was a German monk and a **devout** Catholic. Yet the corruption he saw in the Church, along with his personal ideas about **salvation**, turned him against it. Luther's dispute with the Church succeeded, at least in part, because of the printing press.



Martin Luther painted
by Lucas Cranach the Elder, 1532 CE

29

F [Have a student read the first paragraph on page 29.]

G **VOC Inferential** What does it mean when the text says “The movement challenged the Church’s teachings and authority . . .”?

» It means that people questioned what the Church taught about religion and about how people should live their lives, and they questioned the Church’s right to exert power over people.

A [Have a student read the first paragraph on page 30 aloud.]

B *COMP Inferential* What is the relationship between religious reform and political reform in Europe during the Reformation?

» In some European countries, political reform and religious reform were connected. The religious reform caused some monarchs to take some power from the Church and redistribute it to the state, making the monarchs more powerful.

C [Have a student read the second paragraph on page 30 aloud.]

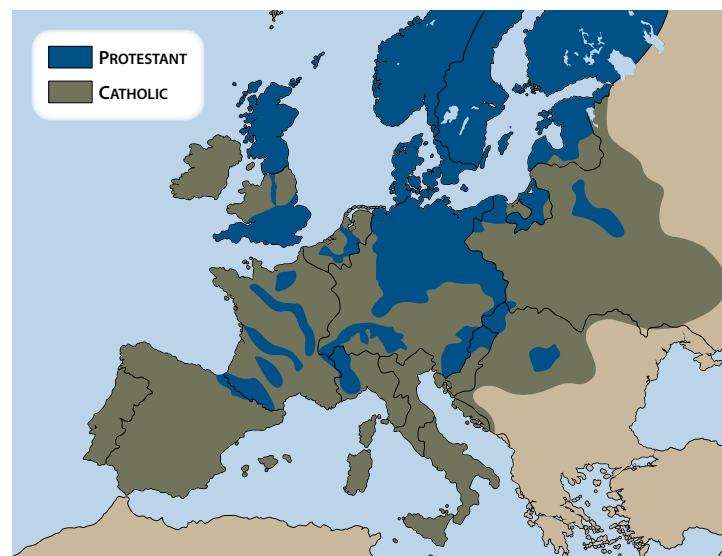
D *VOC Inferential* A stronghold is an area where most people have the same values, beliefs, etc. What does the word *stronghold* mean in the sentence *To a large extent, much of northern Europe and England became a stronghold of Protestantism*?

» an area in which Protestantism was the major religion


A **Shifts in Power**

As a result of the Reformation, Europe experienced unrest, **persecution**, and several wars. However, Europe emerged from this period in history as a very different place. In some countries, religious reform was accompanied by political reform. A number of European monarchs challenged age-old traditions of power in relation to the Church. They seized and then redistributed power, shifting it from the Church—and its leader, the pope—to the state. This shift in power made monarchs more powerful. Over time, new forms of government were created in which more people had a voice.

C In time, the Catholic Church listened to the critics and began to reform itself from within. It became a more unified institution, despite having lost some of its political influence. To a large extent, much of northern Europe and England became a stronghold of Protestantism. However, most other western European states remained Catholic. As a result, European society was divided along religious lines in a way it had never been before. These divisions would continue to shape European history for many years to come.



Catholic and Protestant areas of Europe in the 1500s



Heliocentric model of the solar system showing the sun, not Earth, at the center

E Against this backdrop, scientific advances were being made. Scientists such as Nicolaus Copernicus and Galileo Galilei made discoveries that led them to reject the long-held belief that Earth lay at the center of the universe. Instead, they proposed a new view of the solar system, with the sun and not Earth at its center.

Of Princes and Protestants

When many people hear the word *Protestant*, they think about Martin Luther and other religious reformers of the Reformation. However, the word actually originated as a result of several German princes protesting a ruling by the Church that Luther be arrested and punished for his rebellious actions and ideas. These princes were the original “Protestants.” Over time, however, the term came to be associated with religious reformers, like Luther, who protested against certain teachings and practices of the Church during the Reformation.

Word(s)	CK Code
Galileo Galilei	/gal*ə*lae*oe/ /gal*ə*lae/

- E** [Have a student read the first paragraph on page 31 aloud.]
- F** *VOC Inferential* A backdrop is the setting or conditions within which something happens. What does the phrase *Against this backdrop* at the beginning of the paragraph mean?
- » In this case, it means that while people like Martin Luther were beginning to question the Church’s teachings and authority, people like Copernicus and Galileo were questioning the long-held belief that Earth was at the center of the universe.

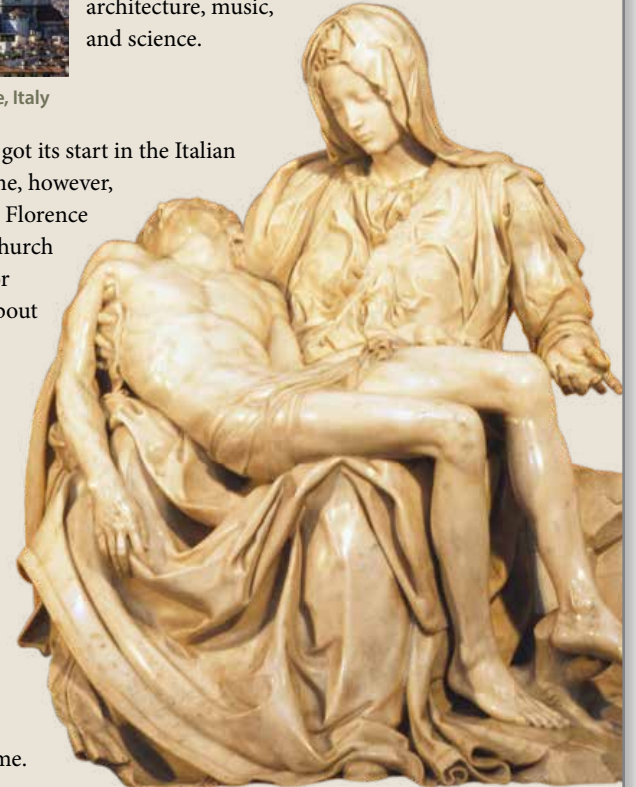
Renaissance and Rebirth

As you know, the Renaissance was a cultural movement in Europe characterized by renewed interest in ancient Greek and Roman civilization and learning. This revival of ancient ideas and ideals—the word *Renaissance* means “rebirth”—took hold during the latter part of the Middle Ages. The Renaissance sparked enormous creativity and experimentation in European art, literature, architecture, music, and science.



The Cathedral of Florence, Italy

The Renaissance got its start in the Italian city of Florence. In time, however, the focus shifted from Florence to Rome, where the Church had its papal offices, or headquarters. From about 1450 CE onward, one pope after another decided to support great Renaissance artists and architects, just like the wealthy residents of Florence did. The popes called artists to Rome and set them to work creating some of the most magnificent paintings, sculptures, and buildings of all time.



Michelangelo's *Pietà*, located in St. Peter's Basilica in Rome, 1499 CE



Raphael's *The School of Athens*, located in the Apostolic Palace, 1510 CE

A The popes justified these artistic undertakings by claiming that when people saw majestic buildings, gorgeous paintings, and beautiful sculptures, they would be in awe. They would ponder the glory of God. They would also appreciate the splendor and power of the Church and be thankful to be a part of it. But its power and role in people's lives was about to be seriously threatened. **B**

33

A [Have a student read the paragraph on page 33 aloud.]

B *LIT Inferential* Foreshadowing is a literary device authors use to give a warning or suggestion about events to come before those events happen. What does the author foreshadow in the last sentence of this page?

» Something that seriously threatened the power and role of the Church in people's lives will be revealed in future chapters.

Discuss the Chapter and Wrap Up the Lesson

10 minutes

- Use the following question to discuss the chapter.

1. **Literal Think Pair Share** What details does the author use to support his/her claim that the Catholic Church was very important to Europeans in the Middle Ages?
 - » Answers may vary, but should include that the Church influenced people's daily lives by teaching them how to live in this world and get to the next one; it provided an education to some people; it provided religious ceremonies; it built some of the most impressive buildings in medieval Europe that were a constant reminder of the Church's presence and power; it provided instruction about Church doctrine; and it held the power to excommunicate someone if he or she disobeyed or opposed Church teachings.

- Have several pairs of students share their responses to the *Think Pair Share* question.

Word Work: *Devout*

5 minutes

1. In the chapter you read, "Luther was a German monk and a devout Catholic."
2. Say the word *devout* with me.
3. *Devout* means devoted, especially to a specific religion or point of view.
4. Most monks in the Middle Ages were devout Catholics, devoting their entire lives to the Church.
5. Do you know of anyone who is a devout follower of something? Be sure to use the word *devout* in your response. [Ask two or three students to use the target word in a sentence. If necessary, guide and/or rephrase students' responses to make complete sentences: "_____ is a devout _____."]
6. What part of speech is the word *devout*?
 - » adjective

[Use a *Synonyms and Antonyms* activity for follow-up.] What does *devout* mean? What are some synonyms, or words that have a similar meaning, of *devout*? [Prompt students to provide words like *dedicated*, *loyal*, and *committed*.] What are some antonyms, or words that have the opposite meaning, of *devout*? [Prompt students to provide words like *unfaithful*, *disloyal*, and *indifferent*. As students discuss synonyms and antonyms, guide them to use the word *devout* in a complete sentence: "An antonym of *devout* is *indifferent*."]

Review Subject-Linking Verb Agreement

- Remind students that they have learned about subject-linking verb agreement in the present and past tenses. Review that a linking verb connects the subject to words in the predicate that describe the subject.
- Remind students that a linking verb does not show action. For example, *are*, which is the form of the verb *to be* in the present tense, is an example of one linking verb. Share the following example sentences with students using *are*: The castles are large. The children are tired.
- Remind students that there are a small number of other verbs that may also function as linking verbs, in addition to forms of the verb *to be*. Verbs associated with the five senses, such as *to feel*, *to look*, *to taste*, *to smell*, and *to sound*, can also act as linking verbs connecting the subject to words in the predicate that describe the subject. These linking verbs are typically followed by an adjective (e.g., *I felt tired. You looked happy*).
- Direct students' attention to the Subject-Linking Verb Agreement in the Present Tense Poster. Invite students to give examples of singular and plural nouns, preferably examples from this unit's content (e.g., *the printing press, Gutenberg, Martin Luther, books, cathedrals*). Write their examples on the board/chart paper. Review the following:
 - When the singular pronoun *I* is the subject, the correct verb form is *am*.
 - When a singular noun or one of the pronouns *he*, *she*, or *it* is the subject, the correct verb form is *is*.
 - All plural subjects and the singular pronoun *you* use the verb form *are*.
 - The present tense of the linking verbs *to feel*, *to look*, *to taste*, *to smell*, and *to sound* is formed by adding *-s* to the end of the verb when a singular noun or the pronouns *he*, *she*, or *it* is the subject.
- Direct students' attention to the Subject-Linking Verb Agreement in the Past Tense Poster. Invite students to give examples of singular and plural nouns, preferably examples from this unit's content (e.g., *the Middle Ages, Rome, monks, reformers*). Write their examples on the board/chart paper. Review the following:
 - When the subject is the pronoun *I* or one of the pronouns *he*, *she*, or *it*, the correct form is *was*.
 - All plural subjects and the singular pronoun *you* use the verb form *were*.
 - The past tense of the linking verb *to feel* is *felt* for all subjects. The past tense of the linking verbs *to look*, *to taste*, *to smell*, and *to sound* are *looked*, *tasted*, *smelled*, and *sounded* for all subjects.

Materials

- Subject-Linking Verb Agreement in the Present Tense Poster
- Subject-Linking Verb Agreement in the Past Tense Poster
- Activity Page 4.1

- Point to the first sentence you prepared in advance.

[present/to be] The printing press _____ an important invention.

- Note that the information in brackets before the sentence gives students direction about the verb for this sentence.
- Ask students for the correct linking verb. Refer to the posters as necessary. Explain that the sentence is written in the present tense and that the subject is singular. The correct linking verb is *is*.
- Have students provide the correct linking verbs and forms for the remaining sentences, referring to the posters as needed.

[past/to feel] Jacques _____ nervous about his first day of work at the printing shop. (*felt*)

[present/to smell] The ink _____ like varnish. (*smells*)

[past/to be] During the Middle Ages, most people _____ not able to read or write. (*were*)

- Have students turn to Activity Page 4.1. Read the directions with students and complete the first item together. Have students complete the rest of the activity page for homework.

MORPHOLOGY

15 minutes

Practice Prefix *en-*

- Refer to the Prefixes Poster and remind students that prefixes are added to the beginning of root words to make new words.
- Point to the prefix *en-* and ask students to read what it means. (to put into or to make)
- Tell students you will give them two word choices. Some words are root words and some are affixed words. Then you will read a statement and students must decide which of the word choices the statement demonstrates.
 - *Danger* or *endanger*? Building a highway through the valley might ruin the habitat of the animals that live there.
 - » *endanger*

Materials

- Activity Page 4.2

- *Closed or enclosed?* Grandma shut the jewelry box after showing us her valuable necklaces.
 - » *closed*
- *Able or enable?* Jingyi’s younger brother knows how to read now.
 - » *able*
- *Enlighten or enliven?* Rhys learned something new about the earth after reading a book she borrowed from the library.
 - » *enlighten*
- Have students turn to Activity Page 4.2. Read the directions and complete the first item together. Have students complete the rest of the activity page independently. Either review the answers as a class or collect the pages and grade them at a later time.

WRITING

15 minutes

Practice Using Strong Verbs

- Tell students they will learn how choosing strong verbs will improve their writing.
- Strong verbs not only describe an action, they also express the emotion, attitude, or nature of the action. The strength of a verb is determined by how precisely it depicts the emotion, attitude, or nature of an action.
- Share the following examples with students: If you tell someone “John *said*, ‘I am excited about recess,’” then the person you are speaking to doesn’t know precisely how he said it. But, if you tell someone “John *exclaimed*, ‘I am excited about recess,’” then the person knows more precisely how he said it; he said it with great emotion because *exclaimed* is a stronger verb than *said*. It means said in an enthusiastic or forceful way.
- Tell students that the verbs *exclaim*, *scream*, and *whisper* are all stronger verbs than the verb *says*.
- Explain that when students write, they should try to capture the reader’s attention and convey their point precisely by choosing strong verbs.
- Direct students’ attention to the sentence you wrote on the board:

The student walked into the room.

Materials

- Activity Page 4.3

- Have students take two minutes to think of more interesting verbs for *walked*. When they have a list, ask for volunteers to act out their favorite choices and see if the other students can guess the word.
 - Student choices may vary, but may include: *limped, ambled, strutted, strolled, skipped, hopped, plodded, trudged, glided, wandered, roamed, prowled, sauntered, and traipsed*.
- Have students turn to Activity Page 4.3. Read the directions and complete the first item together. Have students complete the rest of the activity page independently.
- Circulate and check in with students to ensure they understand strong verbs, offering support and guidance as needed.

Materials

- Activity Page 4.1

TAKE-HOME MATERIAL

Grammar

- Have students complete Activity Page 4.1 for homework.

Lesson 5

Unit 6: The Reformation

CORE CONTENT OBJECTIVES

Students will:

- ✓ Explain how Martin Luther’s Ninety-Five Theses helped spark the Reformation
- ✓ Describe the efforts of Martin Luther, John Calvin, and others to reform the Catholic Church

LESSON AT A GLANCE	TIME	MATERIALS
Reading		
Whole Group: Chapter 4 “The Reformation Movement”	40 min.	Shifts in Power; Activity Pages 5.1, 5.2; Sequence of Events: Martin Luther, the Pope, and Frederick III
Word Work: Self-Disciplined	5 min.	
Writing		
Draft a Friendly Letter	45 min.	Sample Letter; Activity Pages 2.6, 3.3, 5.3

Primary Focus of Lessons

Reading: By the end of this lesson, students will be able to summarize key events in the Reformation.

Writing: By the end of this lesson, students will have drafted a friendly letter.

ADVANCE PREPARATION

Reading

- Write the purpose for reading on the board/chart paper. Alternatively, you may access a digital version of this and The Big Question in the digital components for this unit.

Read to learn what Martin Luther, John Calvin, and others contributed to the Reformation movement.

- At the end of the reading lesson, you may wish to display the Sequence of Events: Martin Luther, the Pope, and Frederick III, located in the digital components for this unit, to discuss the activity page.

Writing

- Display the sample letter from Jacques’s father to Monsieur Lafarge prepared in Lesson 2. Alternatively, you may access a digital version in the digital components for this unit.
- Plan to put students in pairs to discuss Activity Page 3.2.

Grammar

- Collect Activity Page 4.1 to review and grade, as there is no grammar lesson today.

Fluency (optional)

- If students were assigned a selection from the *Fluency Supplement*, determine which students will read the selection aloud and when. See the Unit 1 Teacher Guide introduction for more information on using the *Fluency Supplement*.

Materials

- *Shifts in Power*
- Activity Pages 5.1, 5.2
- Sequence of Events: Martin Luther, the Pope, and Frederick III

READING

45 minutes

Whole Group: Chapter 4 “The Reformation Movement”

40 minutes

Introduce the Chapter

5 minutes

- Tell students they will read Chapter 4, “The Reformation Movement.”
- Have students turn to the table of contents, locate the chapter, and then turn to the first page of the chapter.
- Preview the core vocabulary words before reading the chapter.
- Begin by telling students the first vocabulary word they will encounter in this chapter is *ponder*.
- Have them find the word on page 34 of the Reader. Explain that each vocabulary word is bolded the first time it appears in the chapter.
- Explain that the glossary contains definitions of all the vocabulary words in this Reader. Have students refer to the glossary at the back of the Reader, locate *ponder*, and then have a student read the definition.
- Explain the following:
 - The part of speech follows each word in an abbreviated format as follows: noun–*n.*; verb–*v.*; adjective–*adj.*; adverb–*adv.*
 - Alternate forms of the word appearing in the chapter may follow the definition. They may be a different part of speech than the original word.

- Have students reference Activity Page 5.1 while you read each word and its meaning noting that:
 - The page number (for the first occurrence of the word in the chapter) appears in bold print after the definition.
 - Words are listed in the order in which they appear in the chapter.

1. **ponder, v.** to think about deeply (**pondered**) (34)
2. **theology, n.** the study of religion (36)
3. **superior, n.** a person in a higher position (**superiors**) (36)
4. **thesis, n.** a statement or idea (**theses**) (36)
5. **intervene, v.** to come between; to prevent from happening (**intervened**) (38)
6. **extravagance, n.** something that is expensive or wasteful and not a necessity (38)
7. **defy, v.** to go against; to refuse to obey (**defying**) (39)
8. **sect, n.** a smaller group of people united by common religious beliefs that often contradict the beliefs of a larger group (42)
9. **self-disciplined, adj.** the ability to make yourself do what is necessary on your own without being told by someone else (43)

Vocabulary Chart for Chapter 4 “The Reformation Movement”		
Vocabulary Type	Tier 3 Domain-Specific Words	Tier 2 General Academic Words
Core Vocabulary	theology sect	ponder superior thesis intervene extravagance defy self-disciplined
Spanish Cognates for Core Vocabulary	teología secta	superior tesis intervenir extravagancia
Multiple-Meaning Core Vocabulary Words		superior
Sayings and Phrases	change of heart give his life to God cause a stir	

- Read the purpose for reading from the board/chart paper:

Read to learn what Martin Luther, John Calvin, and others contributed to the Reformation movement.

- Have one student read The Big Question at the beginning of the chapter. Ensure students understand the meaning of The Big Question before reading the chapter.

What did Martin Luther, John Calvin, and others contribute to the Reformation movement?

Read “The Reformation Movement”

20 minutes

Guided reading supports in brackets are intended to guide you in facilitating discussion and should not be read verbatim to students. Guided reading supports not in brackets should be read aloud verbatim.

Word(s)	CK Code
Erfurt	/aer*fort/

- A** [Have students read the first four paragraphs on page 34 silently.]
- B** *Inferential* The text states, “As the storm raged around him, the terrified Luther vowed that if he survived, he would give his life to God and become a monk.” What does *give his life to God* mean?
- » to commit to God for the rest of his life by becoming a monk
- C** [Have students silently read the section “Growing Doubts” on the bottom of page 34 and top of page 36.]

Chapter 4

The Reformation Movement

THE BIG QUESTION
What did Martin Luther, John Calvin, and others contribute to the Reformation movement?

A Martin Luther sparked the Reformation, a movement that brought about great religious and political changes. As a young boy growing up in Germany, he could not have known that he would be responsible for such change.

Martin Luther was born into a relatively wealthy German family. His father prospered in the copper mining business. His family had enough money to send him to good schools and eventually to the University of Erfurt, one of the best universities in Germany. Luther was an excellent student and earned two degrees. In 1505 CE, at age 21, he decided to pursue a third degree, in law. But six weeks later he had a sudden change of heart.

What happened? As Luther later told the story, he was walking home one night when a terrible storm came. Thunder boomed and lightning blazed across the sky. Suddenly a bolt of lightning struck dangerously close, knocking Luther to the ground. As the storm raged around him, the terrified Luther vowed that if he survived, he would give his life to God and become a monk. **B**

Luther did survive. True to his promise, but much to his father’s dismay, he stopped studying law and entered the Augustinian monastery in Erfurt.

C **Growing Doubts**

Like most Christians of his time, Luther initially accepted what the Church taught—the only way into heaven was to do good works, aid the poor, confess his sins, and follow its teachings. But during the years Luther spent in the monastery at Erfurt, he had a lot of time to read the Bible. He **pondered** biblical passages—as well as his own beliefs. Like most people of this age, Luther wanted to ensure for himself a place in heaven. He began to



Luther at Erfurt by
Sir Joseph Noel
Paton, 1861

35

A *Literal* What aspects of the Catholic Church did Luther begin to question or doubt?

- » Luther questioned what the Church said people had to do to get into heaven and the role of priests in people's lives.

B [Have students read the rest of page 36 silently.]

C *Evaluative* Why did Luther write his Ninety-Five Theses?

- » Luther was angered by corrupt Church practices. He was pushed to act on this anger after learning that John Tetzel proclaimed that as soon as a coin was received for an indulgence, a soul was released from purgatory, implying people could buy their way into heaven. Luther wrote a list of 95 objections to the practice of issuing indulgences and nailed a copy of the list to the church door at the University of Wittenberg, hoping to start a discussion about his point of view.

Support The word *theses* is the plural form of the word *thesis*.

Support What were indulgences?

- » Indulgences were certificates issued in exchange for donations of money to the Church.

Support *Intolerable* means too bad or severe to be acceptable.

question, however, the Church's teachings with regard to what people had to do to make that happen. He also questioned the role of priests in people's lives. His views were a direct challenge to the Church in Rome. **A**

B Luther's Ninety-Five Theses

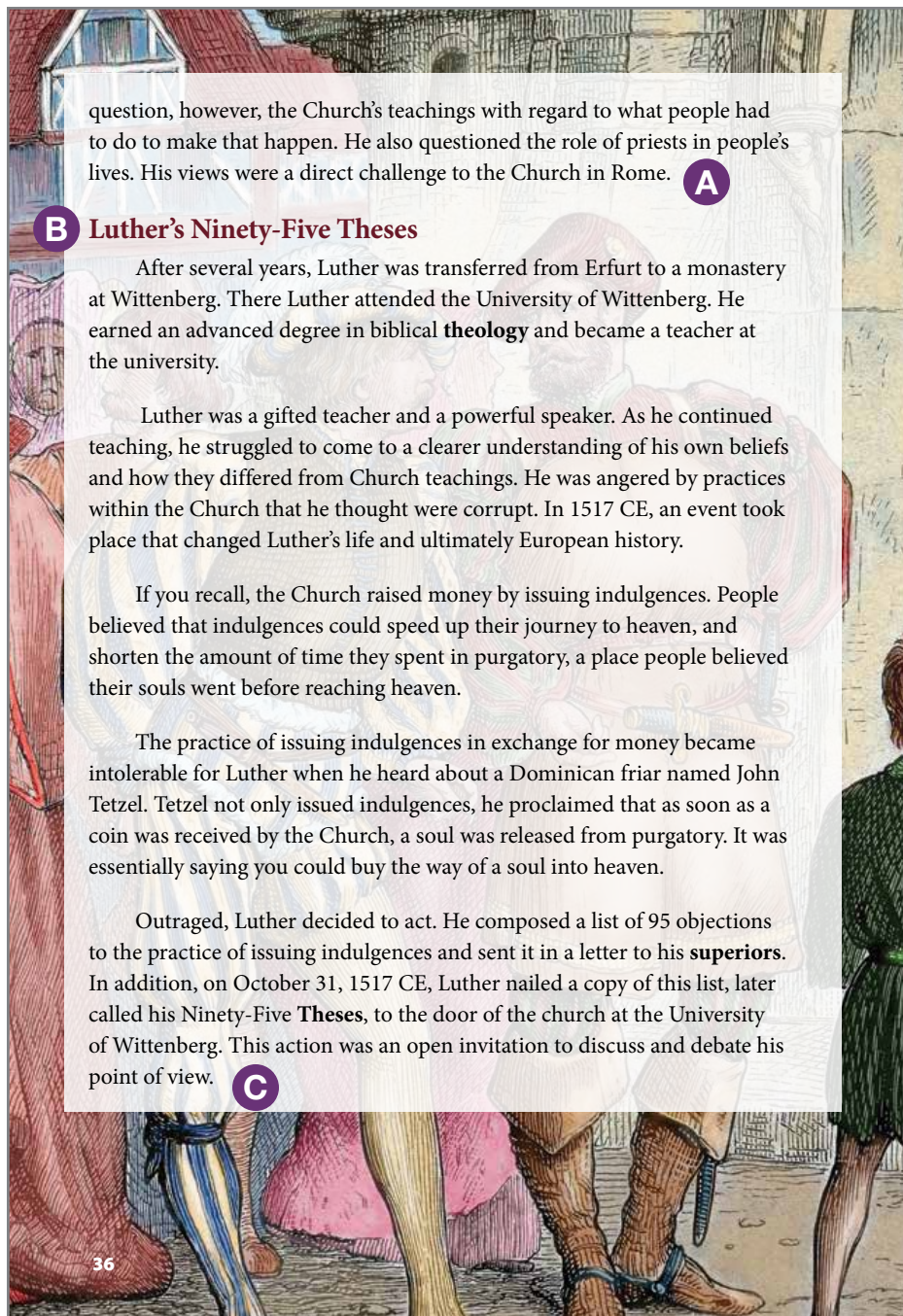
After several years, Luther was transferred from Erfurt to a monastery at Wittenberg. There Luther attended the University of Wittenberg. He earned an advanced degree in biblical **theology** and became a teacher at the university.

Luther was a gifted teacher and a powerful speaker. As he continued teaching, he struggled to come to a clearer understanding of his own beliefs and how they differed from Church teachings. He was angered by practices within the Church that he thought were corrupt. In 1517 CE, an event took place that changed Luther's life and ultimately European history.

If you recall, the Church raised money by issuing indulgences. People believed that indulgences could speed up their journey to heaven, and shorten the amount of time they spent in purgatory, a place people believed their souls went before reaching heaven.

The practice of issuing indulgences in exchange for money became intolerable for Luther when he heard about a Dominican friar named John Tetzel. Tetzel not only issued indulgences, he proclaimed that as soon as a coin was received by the Church, a soul was released from purgatory. It was essentially saying you could buy the way of a soul into heaven.

Outraged, Luther decided to act. He composed a list of 95 objections to the practice of issuing indulgences and sent it in a letter to his **superiors**. In addition, on October 31, 1517 CE, Luther nailed a copy of this list, later called his Ninety-Five **Theses**, to the door of the church at the University of Wittenberg. This action was an open invitation to discuss and debate his point of view. **C**





Martin Luther nails the
Ninety-Five Theses to the church door.

37

A [Have students read page 38 silently.]

B Inferential Pretend you are Frederick III of Saxony. Explain why you refused to obey the pope's request and send Martin Luther to Rome.

» I didn't send Martin Luther to Rome because I don't like the pope telling my subjects what to do. I'm also afraid Luther will not be treated fairly in Rome. In fact, I think the pope has too much power. Plus, I am sick of sending him money that then goes toward extravagant things.

C Challenge The author uses the metaphor "Another Storm Brewing" as the title of this section. What does the heading "Another Storm Brewing" suggest?

» The heading suggests that Luther's publications and actions were making people upset and angering the Catholic Church. The word *brewing* means making or developing. Everyone getting more and more upset was like seeing a storm coming (or brewing).

A Another Storm Brewing C

Luther was trying to start a discussion with his theses, not a revolution. But people who were unhappy with the Church were energized by Luther's actions. Luther's theses were quickly translated from Latin into German and—thanks to the printing press—thousands of copies were distributed across Europe in just a few months.

Encouraged, Luther began speaking out more openly against other Church teachings. He also wrote essays in which he discussed the importance of faith and the fact that all believers, wealthy or poor, were equal. These writings, including *On Christian Liberty*, *On the Freedom of a Christian [Man]*, and *An Open Letter to the Christian Nobility of the German Nation*, were also translated, printed, and widely distributed across Europe.

As you can imagine, not everyone was pleased about the stir Luther was causing. In 1518 CE, the pope summoned Luther to Rome to explain his actions. Fortunately for Luther, Frederick III, the elector, or ruler, of Saxony, **intervened**.

Frederick was in a tricky position. He had received a letter from the pope urging him to turn Luther over to Church officials in Rome. Frederick didn't necessarily agree with Luther's ideas on religion. However, as ruler of the region in which Luther lived, he didn't like the pope telling his subjects what to do, either. In fact, Frederick wanted to increase the power of the German nobility. Not only that, he was tired of sending German money to Rome to pay for perceived papal **extravagance**. He also suspected that Luther, a German, would not be treated fairly in Rome.

B

Instead of sending Luther to Rome, Frederick had his hearing moved to a city in southern Germany. There, Luther was questioned by Church officials about his beliefs. He refused to change his mind.

Luther's refusal to back down made the pope even angrier. In 1520 CE, the pope issued an official document called a papal bull. In his bull, the pope attacked Luther and said his writings were those of a heretic. Luther was ordered to recant, or take back, all that he'd said about the Church and its teachings.

D A Papal What?

Important orders issued by the pope were written on parchment and sealed with a lump of lead. To make the document official, the pope pressed his signet ring into the lump of metal while it was still warm and soft. The lead lump was called a *bull* in Latin, which is why these papal documents came to be called *bulls*.

How did Luther respond? On December 10, 1520 CE, students, professors, and some of the townspeople of Wittenberg gathered before a blazing bonfire. They watched as Martin Luther defiantly dropped a copy of the papal bull into the blaze. In doing so, Luther was publicly **defying** the pope. It was a bold and dangerous move. A month later, the pope formally labeled Luther a heretic and excommunicated him from the Church. E



Luther Burning the Papal Bull by Freidrich Paul Thumann, 1872

39

D [Have students read page 39 silently.]

E *Literal* What did Martin Luther do in response to the pope's papal bull?

» He publicly defied the pope by burning the papal bull in public.

Support What is a papal bull?

» an official order issued by the pope

Support What does the word *defy* mean?

» to go against or refuse to obey

A [Have students read pages 40 and 41 silently.]

B *Literal* What happened at the Diet of Worms?

- » Officials piled all of Luther's writing in front of him and asked him to denounce his ideas, which Luther refused to do.

Support Based on how it is used in the text, what does the word *denounce* mean?

- » to take back or say something is bad or wrong

A **Refusal and Refuge**

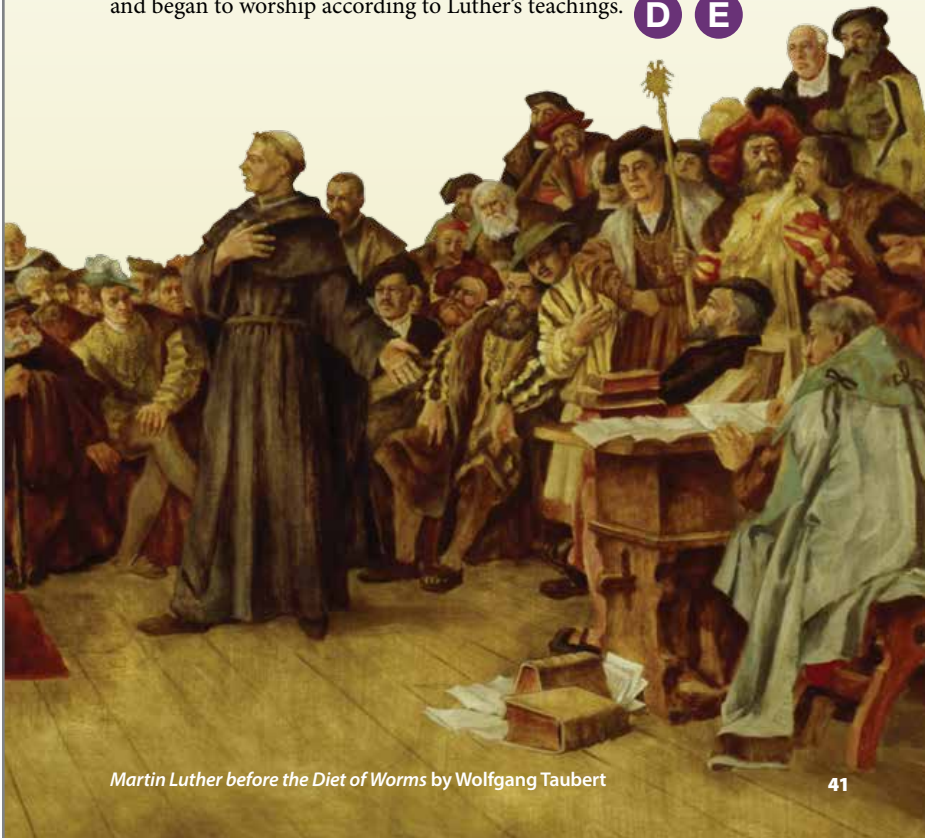
Many Germans, including some German noblemen, did not think Luther had been given a fair hearing. In 1521 CE, Luther was ordered to appear before a special assembly, called a diet, in the German city of Worms. The Diet of Worms included knights, Church officials, and representatives from various towns and regions. When Luther arrived, he thought he would get a chance to defend his ideas. Instead, Church officials piled his writings in front of him and again ordered him to denounce his ideas. Luther refused. **B**

The Diet of Worms declared Luther to be not just a heretic, but also a criminal. Since it was common to kill heretics and criminals, Luther's life was in danger. Once again, Frederick III of Saxony came to his aid.



As Luther traveled back to Wittenberg, the elector arranged for masked horsemen to pretend to kidnap Luther. Frederick did not believe Luther was guilty of any crime that warranted death. He was also well aware that Luther had gained the support of many of Frederick's own subjects. Luther was whisked off to a castle where he remained in hiding and under Frederick's protection for 10 months. During that time Luther began translating the New Testament into German, setting a style of language that was more accessible to people. **C**

By the time Luther came out of hiding, his push for **reform** had turned into a religious and political movement that had been greatly strengthened. The power of the printing press was evident as his ideas and beliefs spread far and wide. Those people who believed in his ideas left the Catholic Church and began to worship according to Luther's teachings. **D E**



Martin Luther before the Diet of Worms by Wolfgang Taubert

41

C Support How was Luther kept safe after he was deemed a criminal in Germany?

» Frederick III arranged a fake kidnapping and hid Luther in a castle.

D Evaluative Why was Luther's translation of the New Testament so important?

» The New Testament was in Latin, a language many people could not read or understand. Luther translated it into German, a language that was more accessible to people. Having a more accessible language meant more people could read and understand the New Testament and did not have to rely on the Church to tell them what was said in the New Testament.

E Evaluative Ultimately, what was the result of Luther's Ninety-Five Theses?

» The Ninety-Five Theses sparked a religious and political movement called the Reformation. Some people left the Catholic Church and began to worship according to Martin Luther's teachings.

Word(s)	CK Code
Desiderius Erasmus	/des*ee*daer*ee*oos/ /ee*ras*moos/

A [Have students read pages 42 and 43 silently.]

B *Literal* What did the Münster Rebellion signify?

» It was a sign of how the Reformation was changing not only people’s religious beliefs, but also their ideas about politics and government.

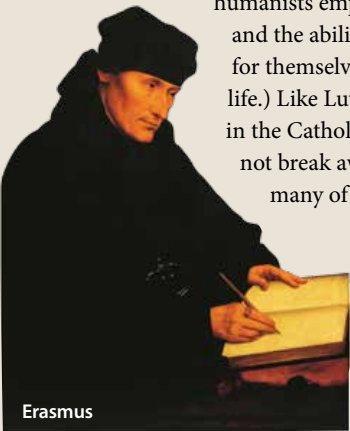
Support What was the Münster Rebellion?

» In 1534 CE a radical sect, or group, took control of the city of Münster, Germany, and established a commune of believers. They were seen as rebels and their actions later became known as the Münster Rebellion.

A

Luther and Erasmus

Martin Luther continued to write about his religious ideas for the rest of his life. In the 1520s, he got into a debate with Desiderius Erasmus, a Dutch Renaissance humanist and scholar. (Renaissance humanists emphasized learning and scholarship and the ability of human beings to figure out for themselves what is true and important in life.) Like Luther, Erasmus wanted to see reform in the Catholic Church. Unlike Luther, he did not break away from the Church and respected many of its teachings and traditions.



Erasmus

In their writings, the two men debated many topics, including what free will was and whether human beings have it. Were people free to choose to be good, or not?

Other Protestant Reformers

Martin Luther set the Reformation in motion. Other religious reformers soon followed. Each reformer had his own ideas and his own vision of reform. Each gained his own set of followers. Disputes, even fighting, arose between some of these groups.

One radical **sect**, labeled Anabaptists by those who viewed them negatively, took control of the city of Münster, Germany, in 1534 CE. This sect established an independent community, or commune of believers. They set themselves apart from the world that existed outside the city walls. A Dutch tailor declared himself “king” of the community. In some ways they were social rebels, challenging the social order. The Münster Rebellion, as it was later known, didn’t last much more than a year. The Anabaptists were either executed or forced out of the city. But it was a sign of how the

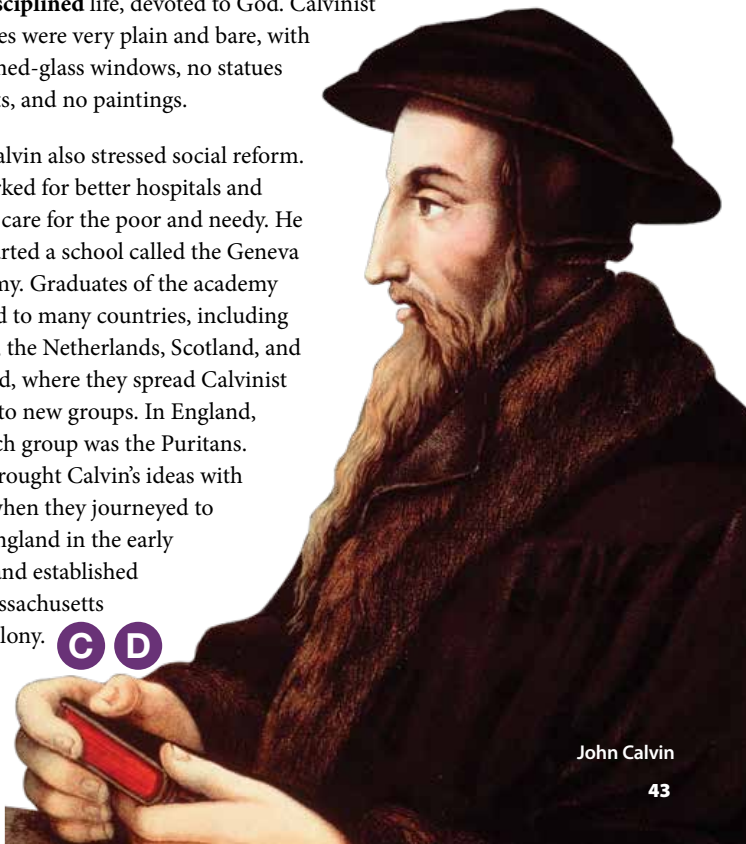
B

Reformation was changing not only people's religious beliefs, but their ideas about politics and governments, too.

One of the most influential religious reformers in addition to Luther was a Frenchman named John Calvin. Calvin settled in Switzerland, in the city of Geneva. His ideas and teachings attracted many followers, and soon Geneva became the center of the religious reform movement known as Calvinism.

Calvin was opposed to many of the traditions and teachings of the Catholic Church. He believed that if the Bible did not specifically tell you to do something in a church service, then you shouldn't do it. He also believed in "predestination." This is the belief that some people have already been chosen by God for salvation. Those chosen, said Calvin, would lead a simple, **self-disciplined** life, devoted to God. Calvinist churches were very plain and bare, with no stained-glass windows, no statues of saints, and no paintings.

Calvin also stressed social reform. He worked for better hospitals and special care for the poor and needy. He also started a school called the Geneva Academy. Graduates of the academy traveled to many countries, including France, the Netherlands, Scotland, and England, where they spread Calvinist beliefs to new groups. In England, one such group was the Puritans. They brought Calvin's ideas with them when they journeyed to New England in the early 1600s and established the Massachusetts Bay Colony.



John Calvin

43

C *Literal* Describe John Calvin's beliefs.

- » He believed that if the Bible did not specifically tell you to do something in a church service, then you shouldn't do it; he believed in predestination; he believed people should live a simple life devoted to God; and he stressed social reform.

Support What is predestination?

- » the belief that some people have already been chosen by God for salvation

D *Inferential* What was the relationship between Calvin's ideas and the land that eventually became the United States?

- » The Puritans in England brought Calvin's ideas to the land that eventually became the United States in the 1600s when they established the Massachusetts Bay Colony.

Note

Activity Page 5.2 relates to The Big Question of this chapter.

Discuss the Chapter and Wrap Up the Lesson

15 minutes

- Have students turn to Activity Page 5.2.
- Have students follow the directions to cut out and tape or glue together the timeline.
- Students will independently summarize the major events of the chapter by recording events on a timeline on Activity Page 5.2. For each event completed on the timeline, have students cite the specific passage in the text that provides the information needed to describe the event.
- Review the answers for Activity Page 5.2 as a class using the Sequence of Events: Martin Luther, the Pope, and Frederick III found in the digital components.

Word Work: *Self-Disciplined*

5 minutes

1. In the chapter you read, “Those chosen, said Calvin, would lead a simple, self-disciplined life, devoted to God.”
2. Say the word *self-disciplined* with me.
3. *Self-disciplined* means the ability to make yourself do what is necessary on your own, without being told to do so by others.
4. To master an instrument, you must be self-disciplined and practice every day.
5. What are some other examples of things you must be self-disciplined to achieve? Be sure to use the word *self-disciplined* in your response. [Ask two or three students to use the target word in a sentence. If necessary, guide and/or rephrase students’ responses to make complete sentences: “You must be self-disciplined in order to . . . ”]
6. What part of speech is the word *self-disciplined*?
» adjective

[Use a *Discussion* activity for follow-up.] Talk with your partner about someone you know who is/was self-disciplined. Describe how being self-disciplined helped that person achieve something. [Give students an example of someone you know who is self-disciplined and how his or her self-discipline has contributed to success.] Be sure to use the word *self-disciplined* in complete sentences as you discuss this with your partner.

WRITING

45 minutes

Draft a Friendly Letter

Review

5 minutes

- Put students in pairs, and refer to the Sample Letter. Remind students they may also reference the Sample Letter on Activity Page 2.6.
- Have students discuss questions 5–10 on Activity Page 3.3 with their partner.

Draft a Friendly Letter

30 minutes

- Have students work independently, using Activity Pages 3.3 and 5.3 to draft their friendly letter from Jacques.
- Remind them to include all the parts of a friendly letter.

Support Ask students to list the five parts of a friendly letter. (heading, greeting, body, closing, signature)

- Tell students their letter should have a clear purpose and supporting details.
- Remind students that friendly letters can include humor and casual language.
- Encourage students to use strong verbs in their writing.
- Circulate and check in with students, offering support as they draft their letter.

Wrap Up

10 minutes

- Ask students to return to their partners and read their letters to each other.
- Ask students to listen for the purpose of the letter and repeat it to the writer at the end of the reading.

Challenge Have students trade papers and underline all the strong verbs in the letter. Have them circle weak verbs that could be changed.

- Circulate and check in with students to ensure students are sharing their letters and offering appropriate feedback.

Feedback Collect letters to review and provide written feedback. Written feedback may include comments such as:

- You have used good strong verbs that express emotion, attitude, or the nature of the action, making your letter more interesting.
- You have included a purpose in your letter but it comes near the end of the body of the letter. Move it to earlier in the letter so the purpose is clearly stated near the beginning.
- You state an argument for something in the letter but the evidence supporting this argument is missing. What evidence could you add to support your argument?

Materials

- Sample Letter
- Activity Pages 2.6, 3.3, 5.3

Lesson 6

Unit 6: The Reformation

CORE CONTENT OBJECTIVES

Students will:

- ✓ Explain how Martin Luther’s Ninety-Five Theses helped spark the Reformation
- ✓ Describe the efforts of Martin Luther, John Calvin, and others to reform the Catholic Church

LESSON AT A GLANCE	TIME	MATERIALS
Reading		
Partner: Chapter 4 “The Reformation Movement”	40 min.	<i>Shifts in Power</i> ; Activity Page 6.1; Answer Key for Activity Page 6.1; costumes and props (optional)
Word Work: <i>Defy</i>	5 min.	
Grammar		
Review Prepositions and Prepositional Phrases	15 min.	Prepositional Phrases Poster; Activity Page 6.2
Morphology		
Introduce Suffix <i>-ist</i>	15 min.	Activity Page 6.3
Spelling		
Introduce Spelling Words	15 min.	Activity Pages 6.4, 6.5, SR.1
Take-Home Material		
Morphology; Spelling	*	Activity Pages 6.3–6.5; <i>Fluency Supplement</i> selection (optional)

Primary Focus of Lessons

Reading: By the end of this lesson, students will be able to explain the motives of key historical figures in the Reformation.

Grammar: By the end of this lesson, students will have reviewed the function of prepositions and prepositional phrases and use them correctly in sentences.

Morphology: By the end of this lesson, students will be able to distinguish between root words and words with the suffix *-ist* and use those words correctly in sentences.

Spelling: By the end of this lesson, students will be prepared to practice spelling targeted words.

ADVANCE PREPARATION

Reading

- Write the purpose for reading on the board/chart paper. Alternatively, you may access a digital version of this and The Big Question in the digital components for this unit.

Read to understand the motives of Martin Luther, Frederick III, and the pope in the Reformation.

- Plan to divide students into three groups before the lesson. Each group will be assigned a historical figure on which to focus when completing the activity page while reading. One historical figure, Martin Luther, will require students to answer six questions; the other two will require students to answer two to three questions. Therefore, the group assigned to Martin Luther should include students who are capable of reading and comprehending text and answering several short answer questions without guided support. Other students should be assigned to one of the other two groups. Alternatively, you may divide students into four groups and assign two of the groups two to three items each on Martin Luther.
- You may wish to gather costumes and props for students to use when acting out the chapter. You might have students wear attire typical of their historical figure. Those representing Martin Luther could wear a black hat and/or a monk’s robe. Those representing the pope may wear a red skull cap and/or a red coat. Those representing Frederick III might wear fancy things such as a hat with a feather or large jewelry.
- Plan to provide a copy of the Answer Key for Activity Page 6.1 to each group. Alternatively, you may access a digital version of this in the digital components for this unit.

Grammar

- Create and display an enlarged version of the following Prepositional Phrases Poster on the board/chart paper. Alternatively, you may access a digital version of this in the digital components for this unit.

Function	Prepositional Phrases
Place	on the front door
	in the grand cathedral
Time	every Sunday
	in 1517
Partner	with his devoted students

- Write the following sentences on the board/chart paper.

On October 31, 1517 CE, Luther nailed a copy of his Ninety-Five Theses to the door of the church.

In 1518, the pope summoned Luther to Rome.

The pope wrote his orders on parchment and sent it with a messenger.

After he received it, Luther dropped a copy of the letter into the blaze.

Fluency (optional)

- Choose and make sufficient copies of a text selection from the online *Fluency Supplement* to distribute and review with students for additional fluency practice. If you choose to do a fluency assessment, you will assess students in Lesson 10. See the Unit 1 Teacher Guide introduction for more information on using the *Fluency Supplement*.

Materials

- *Shifts in Power*
- Activity Page 6.1
- Answer Key for Activity Page 6.1
- costumes and props (optional)

READING

45 minutes

Partner: Chapter 4 “The Reformation Movement”

40 minutes

Review the Chapter

5 minutes

- Tell students they will reread Chapter 4, “The Reformation Movement.”
- Ask students how Johann Gutenberg, Martin Luther, Frederick III, and John Calvin contributed to the Reformation movement.
 - Gutenberg invented a printing press, which gave more people access to printed information and ideas. Martin Luther wrote the Ninety-Five Theses, which sparked the Reformation movement. Frederick III protected Martin Luther from the pope’s punishment. John Calvin spread Calvinist beliefs, which included the belief that people should lead a simple life of self-discipline, devoted to God.
 - You may wish to review the following vocabulary words before you reread the chapter:

1. **ponder, v.** to think about deeply (**pondered**) (34)
2. **theology, n.** the study of religion (36)
3. **superior, n.** a person in a higher position (**superiors**) (36)
4. **thesis, n.** a statement or idea (**theses**) (36)
5. **intervene, v.** to come between; to prevent from happening (**intervened**) (38)
6. **extravagance, n.** something that is expensive or wasteful and not a necessity (38)
7. **defy, v.** to go against; to refuse to obey (**defying**) (39)
8. **sect, n.** a smaller group of people united by common religious beliefs that often contradict the beliefs of a larger group (42)
9. **self-disciplined, adj.** the ability to make yourself do what is necessary on your own without being told by someone else (43)

- Remind students they can look up a word in the glossary if they forget its meaning.
- Read the purpose for reading from the board/chart paper:

Read to understand the motives of Martin Luther, Frederick III, and the pope in the Reformation.

- Have one student read The Big Question at the beginning of the chapter. Ensure students understand the meaning of The Big Question before reading the chapter.

What did Martin Luther, John Calvin, and others contribute to the Reformation movement?

Read Chapter 4 “The Reformation Movement”

20 minutes

- Pair students within the groups you prepared in advance to read and complete Activity Page 6.1. If you have an uneven number of students in each group, you may have students read in groups of three. You may wish to use any or all of the following pairings: strong readers with readers who need more support; readers of similar skill levels; or English language learners with native speakers. Student pairings should change throughout the year. As students read, circulate among the class, monitoring students’ focus and progress.
- Using established procedures, have students read the chapter in pairs. Students may ask their partner for help sounding out or defining words, as necessary. Have students make a note of vocabulary, phrases, or concepts they do not understand, noting the page number, so they may seek clarification.
- Have students turn to Activity Page 6.1

- Assign students one of three historical figures (Martin Luther, the pope, or Frederick III) and have them record the name on the first sheet of Activity Page 6.1. Students will complete Activity Page 6.1 for their assigned historical figure by writing in first person from the point of view of the historical figure.
- Review Activity Page 6.1 with students by reading the instructions and helping them identify which events apply to their assigned historical figure. You might have students highlight or star the boxes in which they should write. Students assigned Martin Luther will complete questions 1, 2, 4b, 6, 8, and 10. Students assigned the pope will complete questions 3, 5, and 7. Students assigned Frederick III will complete questions 4a and 9. Remind students that *first person* means writing from the perspective of the person, using the pronoun *I*.
- Tell students they will use Activity Page 6.1 to act out historic events in this lesson, so it is important that they complete it accurately.

Act It Out

15 minutes

Students will prepare and act out the events of the Reformation involving Martin Luther, the pope, and Frederick III.

- Group students according to the historical figure they focused on for Activity Page 6.1. Give each group time to share its notes. Then give each group a copy of the Answer Key for Activity Page 6.1 to check their work. You may also display a digital version of the Answer Key for Activity Page 6.1 provided in the digital components for this unit for students to check their work. Choose one student from each group to act as the historical figure. This student will read his/her answers from Activity Page 6.1 aloud.
- Have students keep Activity Page 6.1 in front of them during this activity, and reference the displayed digital version of the Answer Key.
- Tell students you will say the events aloud and ask students questions. Students acting as each of these historical figures should physically act out the events as you say them. Then they will explain the events verbally by answering your questions.
- Students who are not acting should follow along on Activity Page 6.1 and continue to add to their explanations as they listen and observe.
- Use the following to facilitate the three selected students in acting out one of the events of the Reformation involving Martin Luther, the pope, and Frederick III of Saxony. Refer to the Answer Key for Activity Page 6.1 to provide support to students as they answer.

1. Once Luther became dissatisfied with the Catholic Church, Luther wrote the Ninety-Five Theses and posted them for all to see. Why did you write the Ninety-Five Theses, Martin Luther?
» [Student acting as Martin Luther reads his/her response to question 1 on the activity page.]
2. After posting the Ninety-Five Theses, Luther's views became more popular and he wrote more essays. Why did you do this, Luther?
» [Student acting as Martin Luther reads his/her response to question 2 on the activity page.]
3. The pope was upset by Martin Luther's writing. The pope summoned Luther to Rome. The pope also wrote a letter to Frederick III urging him to turn Luther over to the Church. Why did you summon Luther, Pope?
» [Student acting as pope reads his/her response to question 3 on the activity page.]
- 4a. Frederick III refused to send Luther to Rome. Instead, he sent Luther to southern Germany for trial. Why did you send Luther to southern Germany, Frederick?
» [Student acting as Frederick III reads his/her response to question 4a on the activity page.]
- 4b. The officials in southern Germany asked Luther to change his mind and take back what he had said about the Church. Luther refused to change his mind. Why didn't you recant, Luther?
» [Student acting as Martin Luther reads his/her response to question 4b on the activity page.]
5. The pope heard of Luther's trial and was unhappy with the result. The pope issued a papal bull calling Luther a heretic. Why did you issue a papal bull, Pope?
» [Student acting as pope reads his/her response to question 5 on the activity page.]
6. Luther publicly defied the pope by burning the papal bull in a bonfire. Why did you burn the papal bull, Luther?
» [Student acting as Martin Luther reads his/her response to question 6 on the activity page.]
7. In response, the pope excommunicated Luther. Why did you excommunicate Luther, Pope?
» [Student acting as pope reads his/her response to question 7 on the activity page.]

8. A group of German noblemen were called to assemble at the Diet of Worms. There, Church officials asked Luther to denounce ideas. Luther refused and was labeled a criminal. Why did you *again* refuse to recant, Luther?
» [Student acting as Martin Luther reads his/her response to question 8 on the activity page.]
9. Frederick III organized a fake kidnapping of Luther and hid him in a castle. Why did you do such a thing, Frederick III?
» [Student acting as Frederick III reads his/her response to question 9 on the activity page.]
10. While in hiding, Luther began translating the New Testament into German, setting a style of language that was more accessible to people. Why did you spend all that time translating the New Testament, Luther?
» [Student acting as Martin Luther reads his/her response to question 10 on the activity page.]
11. Luther came out of hiding; the Reformation had become a religious and political movement with many supporters.

Word Work: *Defy*

5 minutes

1. In the chapter you read, “They watched as Martin Luther defiantly dropped a copy of the papal bull into the blaze. In doing so, Luther was publicly defying the pope.”
2. Say the word *defy* with me.
3. *Defy* means to go against or to refuse to obey.
4. I defied my father’s rule that I eat everything on my plate; instead I fed my dog my dinner roll.
5. What are some examples of times when you defied someone or something? Be sure to use the word *defy* in your response. [Ask two or three students to use the target word in a sentence. If necessary, guide and/or rephrase students’ responses to make complete sentences: “I defied _____ when I _____.”]
6. What part of speech is the word *defy*?
» verb

[Use a *Describing* activity for follow-up.] Describe Martin Luther’s actions using the word *defy*. Who or what did he defy? Be sure to use the word *defy* in your response. [Ensure students use the word *defy* in complete sentences in their descriptions.]

Review Prepositions and Prepositional Phrases

- Remind students that they have learned about a part of speech called a *preposition*. A preposition gives more information about where something happens, when something happens, or who the subject or object of the sentence is with. A preposition often answers the questions *Where?* *When?* or *With whom?*
- Remind students about prepositional phrases. A prepositional phrase contains a preposition and other words that could include: an article, a noun, a possessive noun or pronoun, adjectives, and adverbs.
- Refer to the Prepositional Phrases Poster as you review the following:
 - Prepositional phrases give information about place—about where something happens or about the location of an object.
 - Prepositional phrases also give information about time—about when something happens.
 - Prepositional phrases also tell about partners—about the people or things that are with the subject or object of the sentence.
- Direct students' attention to the first sentence you prepared in advance.

On October 31, 1517 CE, Luther nailed a copy of his Ninety-Five Theses to the door of the church.

- Have students help you to identify a preposition and its prepositional phrase. Then have them tell you the function of that prepositional phrase. Invite a volunteer to circle the first preposition (*On*), underline the prepositional phrase (*On October 31, 1517 CE*), and write whether the function is *place*, *time*, or *partner*. (time)
- Invite another volunteer to circle another preposition in this sentence (*to*), underline the prepositional phrase (*to the door*), and write whether the function is *place*, *time*, or *partner*. (place)
- Continue this activity using the following information as a guide. Prepositions are in bold and prepositional phrases are underlined. The functions of the prepositional phrases are in parentheses at the end.

In 1518, the pope summoned Luther **to** Rome. (time, place)

The pope wrote his orders **on** parchment and sent it **with** a messenger. (place, partner)

After he received it, Luther dropped a copy of the letter **into** the blaze. (time, place)

Materials

- Prepositional Phrases Poster
- Activity Page 6.2

Note

Prepositions and prepositional phrases were taught in Lessons 6 and 9 in the Renaissance unit.

Have students turn to Activity Page 6.2. Read the directions and example with students. Then complete the first item together. Have students complete the rest of the activity page independently. Either review the answers as a class or collect the pages and grade them at a later time.

MORPHOLOGY

15 minutes

Materials

- Activity Page 6.3

Introduce Suffix *-ist*

- Refer to the Suffixes Poster that was previously posted in the classroom. Remind students that a suffix is a syllable or syllables placed at the end of a root word to change the word’s meaning and/or to form a different word.
- Briefly review the suffix *-ness* from a previous unit. Remind students that they learned the suffix *-ness*, means “the state or condition of being” (e.g., *kindness*, *sickness*, *drowsiness*, etc.).
- Tell students that today they will learn about the suffix *-ist*.
- Write the suffix *-ist* on the Suffixes Poster and point out that it is pronounced /ist/.
- Explain that *-ist* means “a person who.” Add this meaning to the Suffixes Poster.
- Tell students that the suffix *-ist* is added to nouns and it does not change the part of speech of the root word. Adding the suffix *-ist* does change the meaning of the root word.
- Write the word *novel* on the board/chart paper. Briefly discuss the meaning of the word and then use it in a sentence. (*Novel* means a fictional book. The school’s library received a box of new novels.)
- Add the suffix *-ist* to *novel* and have students read the new word. Then discuss the meaning of the new word. (*Novelist* means a person who writes fictional books.) Also point out that the suffix *-ist* does not change the part of speech of *novel*. Both *novel* and *novelist* are nouns.
- Share following example of *novelist* used in a sentence:
 - The novelist will be signing copies of her book at the bookstore on Saturday.
- Ask students to provide sentences using the word *novelist*. (Answers may vary.)
- Continue in this manner with the remaining *-ist* words, using the following chart as a guide:

Root Word	Meaning	Affixed Word	Meaning and Synonyms	Sentence
art	(noun) something created with imagination and skill for others to enjoy or to express ideas	artist	(noun) a person who makes art	The <u>artist</u> sold his watercolor painting at the art festival.
N/A	The Latin root <i>dentum</i> means tooth.	dentist	(noun) a person who takes care of people's teeth	We visit the <u>dentist</u> twice a year to get our teeth checked and cleaned.
science	(noun) the study of the natural world through experiments and observations	scientist	(noun) a person who works in a branch of science	The <u>scientist</u> was patient as she waited for the results of her experiment.
piano	(noun) a large musical instrument with a keyboard that produces music when you press the keys	pianist [pronounced /pee*an*ist/]	(noun) a person who plays the piano	The <u>pianist</u> practiced many hours a day for his concert.
solo	(noun) a performance by one person	soloist	(noun) a person who performs a musical solo	The audience watched as the <u>soloist</u> walked on the stage for the performance.

- Have students turn to Activity Page 6.3. Briefly review the directions and complete the first question as a teacher-guided activity. Have students complete the rest of the activity page for homework.

SPELLING15 minutes

Introduce Spelling Words

- Explain that students will practice 12 words related to prefixes they have studied in morphology. These words do not follow one single spelling pattern. Tell students they will be assessed on these words and will write a dictated sentence related to one or more of these words in Lesson 10.
- Introduce the words by writing them on the board/chart paper. First say the word aloud, and then sound out each syllable, naming each letter aloud as you write it. Continue syllable by syllable until the word is spelled correctly. You may wish to use the pronunciation chart to guide students in saying the words.

Note

You will not write the information in the shaded columns on the board as that information is intended for use during oral instruction. Complete as many examples as time permits.

Materials

- Activity Pages 6.4, 6.5, SR.1

Note

Remember to point out specific spelling patterns in each word and their relationship to the sounds and spellings on the Individual Code Chart.

- | | |
|-----------------|----------------|
| 1. immeasurable | 7. independent |
| 2. immobile | 8. incomplete |
| 3. impatient | 9. excavate |
| 4. impossible | 10. exclude |
| 5. incorrect | 11. exterior |
| 6. indefinite | 12. export |

Pronunciation/Syllabication Chart

The following chart includes pronunciation and syllabication information for the spelling words. The first column lists the words. The second column breaks the words into decodable sounds based on the Core Knowledge code approach to decoding words. The third column lists syllable types in each word. This information is provided so you can present these new, unfamiliar spelling words in a way that calls upon and reinforces the manner in which students were taught to decode and encode in the earlier grades.

Students who participated in CKLA instruction in Grades K–2 have been taught to read and spell using an explicit, systematic phonics approach. These students will be most successful in learning to spell increasingly challenging words if they are encouraged to segment each word into manageable syllables and then make use of the specific letter-sound code knowledge they were taught in earlier grades. This letter-sound knowledge is summarized on the Individual Code Chart, which lists each sound in the English language, followed by all the possible ways that the given sound could be spelled; the spellings for each sound are listed in the order of frequency with which they occur in English, from most frequent to least frequent spelling. The Individual Code Chart is located in the Activity Book (Activity Page SR.1) and in the Yearlong Teacher Resources in the Grade 5 Ancillary Materials.

As you introduce and write each word, it may be helpful if you point out particular spelling patterns within each word and show students where these spellings are reflected on the Individual Code Chart. For example, you might note that the word *immeasurable* includes a schwa sound (/ə/) in the last syllable of the word (i.e., the last syllable is pronounced /bəl/, but spelled ‘ble’) and then point out the ‘le’ spelling for /əl/ that is included on the Individual Code Chart.

If you are unfamiliar with the CKLA phonics approach and/or have limited phonics training, you may also find the following materials in the Yearlong Teacher Resources helpful: “Using Chunking to Decode Multisyllable Words” and “Sound and Spelling of Schwa.”

If you have taught CKLA in Grades K–3, you will notice the sound-spelling notation is different in Grade 5 than in previous grades. In Grades K–3, we noted each individual sound spelling within //. For example, the sound spellings for *excavate* would be /e//x//k//ə//v//ae//t/. In Grade 5, we use a sound-spelling notation that follows

linguistic and dictionary conventions, making each notation easier to see and read. For example, the word *excavate* is now notated as /ex*kə*vaet/.

Word	CK Code	Syllable Type
immeasurable	/im*mezsh*er*ə*bəl/	closed*closed*r-controlled*ə*ə
immobile	/im*moe*bəl/	closed*open*ə
impatient	/im*pae*shənt/	closed*open*ə
impossible	/im*pos*ə*bəl/	closed*closed*ə*ə
incorrect	/in*kə*rekt*/	closed*ə*closed
indefinite	/in*def*ə*nit*/	closed*closed*ə*digraph
independent	/in*də*pen*dənt/	closed*ə*closed*ə
incomplete	/in*kəm*pleet/	closed*ə*digraph
excavate	/ex*kə*vaet/	closed*ə*digraph
exclude	/ex*klood/	closed*digraph
exterior	/ex*teer*ee*er/	closed*r-controlled*open*r-controlled
export	/ex*port/	closed*r-controlled

- After writing and pronouncing the words, use the following chart to define each word and provide an example of how to use it in a sentence.

Spelling Word	Definition	Example Sentence
immeasurable	(adjective) too large in size or amount; impossible to measure	The love the soldier had for his country was <u>immeasurable</u> .
immobile	(adjective) not able to move	I was in such shock after falling that I was <u>immobile</u> for a few seconds.
impatient	(adjective) not able to be calm while waiting	The little girl was so <u>impatient</u> while waiting in line for ice cream that her aunt decided to leave the store.
impossible	(adjective) not able to happen	It is <u>impossible</u> to be in two places at the same time.
incorrect	(adjective) having errors or mistakes	Two quiz answers were <u>incorrect</u> , but my teacher let me redo the problems at home for extra credit.
indefinite	(adjective) not already decided; likely to change	Our field trip will last for an indefinite amount of time, so we are not sure when we will return to the school.
independent	(adjective) does not need something or somebody else for support; can function on its own	My cousin is <u>independent</u> from her parents—she lives on her own and pays her own bills.
incomplete	(adjective) not finished; lacking some part	I had to turn in an <u>incomplete</u> project because I waited until the last minute to work on it and I didn't finish it.
excavate	(verb) to uncover something by digging it out and removing dirt that covers it	My aunt studies dinosaur bones—she <u>excavates</u> sites to find evidence of dinosaurs.

exclude	(verb) to leave something out	The teacher reminded students not to <u>exclude</u> important information in their paragraph.
exterior	(noun) an outer part or surface	We had to use special paint to paint the <u>exterior</u> of our house—the paint had to be able to withstand the weather.
export	(verb) to send a product out of a country to be sold in another country	Brazil <u>exports</u> many products to the United States, including coffee beans.

- Tell students the word list will remain on display until the assessment so they can refer to it until then.
- Have students turn to Activity Pages 6.4 and 6.5. Explain that they will take home Activity Page 6.4 to practice spelling the words and complete Activity Page 6.5 for homework.

TAKE-HOME MATERIAL

Morphology; Spelling

- Have students take home Activity Pages 6.3 and 6.5 to complete for homework.
- Have students take home Activity Page 6.4 to practice the spelling words.
- Have students take home a text selection from the *Fluency Supplement* if you are choosing to provide additional fluency practice.

MID-UNIT CONTENT ASSESSMENT

You may wish to pause one day before proceeding to Lesson 7 so you can assess students' comprehension of the domain content presented in the Reader thus far. During your next ELA period, administer the Mid-Unit Content Assessment (Activity Page PP.1), which will take approximately 30–45 minutes for students to complete. You may choose to collect the assessments so a grade can be assigned and/or you may review the answers with students after they complete the assessment. You may use the remainder of the period for remediation and/or enrichment, including having students reread Reader chapters or read *Fluency Supplement* selections.

Materials

- Activity Pages 6.3–6.5
- *Fluency Supplement* selection (optional)

Materials

- Activity Page PP.1

Note

This is a good opportunity to use the Tens scoring system to gather formative assessment data. Information about the Tens scoring system appears in the Yearlong Teacher Resources.

Lesson 7

Unit 6: The Reformation

CORE CONTENT OBJECTIVES

Students will:

- ✓ Explain how the geocentric model of the universe differs from the heliocentric model
- ✓ Explain how the scientific theories of Nicolaus Copernicus, Johannes Kepler, and Galileo Galilei challenged the views of the Church during the Reformation
- ✓ Describe the response of the Church to the views presented by Copernicus, Kepler, and Galileo

LESSON AT A GLANCE	TIME	MATERIALS
Reading		
Small Group: Chapter 5 “What Is at the Center of the Universe?”	40 min.	Shifts in Power; Activity Pages 7.1, 7.2
Word Work: <i>Contradict</i>	5 min.	
Writing		
Plan a Slide Presentation	45 min.	Activity Pages 7.4, SR.2; Slide Presentation Rubric; Sample Slide Presentation; <i>Shifts in Power</i> ; Slide Titles List
Take-Home Material		
Reading	*	Activity Page 7.3

Primary Focus of Lessons

Reading: By the end of this lesson, students will be able to describe the new scientific theories proposed by Copernicus, Kepler, and Galileo, and the Church’s response to those theories.

Writing: By the end of this lesson, students will be familiar with a slide presentation and how to plan content for a slideshow.

ADVANCE PREPARATION

Reading

- Write the purpose for reading on the board/chart paper. Alternatively, you may access a digital version of this and The Big Question in the digital components for this unit.

Read to learn about the new scientific theories that were proposed by Nicolaus Copernicus, Johannes Kepler, and Galileo Galilei during the time of the Reformation, and how the Church responded to these theories.

Writing

- Prepare and display the Sample Slide Presentation found in the digital components for this unit. This will also be used during Lesson 8.
- If students do not have access to computers or the appropriate presentation software, prepare for them to create slides on individual sheets of paper using Activity Page 7.4.
- If students are using computers, arrange for them to have access to them to create the slide presentations during Lesson 8.
- Prepare and display an enlarged version of the Slide Presentation Rubric. Alternatively, you may access a digital version in the digital components for this unit.

Slide Presentation Rubric				
Introduction	Exemplary	Strong	Developing	Beginning
	Topic is clearly stated on introduction slide	Topic is stated on introduction slide, but could benefit from further revision	Topic is stated on introduction slide but is unclear	Topic is not stated on introduction slide
	Image(s) carefully selected and effectively arranged to grab the viewer's attention	Interesting image(s) included, but arrangement could benefit from revision	An image is included, but selection and/or arrangement do not add to or enrich introduction slide	Image not included on introduction slide
	The image(s) and text work together effectively to convey an overview of the topic of the slide presentation	The image(s) and text somewhat work together to convey the topic of the slide presentation	The image(s) and text do not work together to convey the topic of the slide presentation	Parts of the text or image(s) are missing
Body	The titles on each slide effectively grab the viewer's attention	Some titles on some slides grab the viewer's attention	The titles on each slide do not grab the viewer's attention	Titles are not included on each slide
	The text on each slide clearly relates to the topic	The text on most slides relates clearly to the topic	The text on the slides relates loosely to the topic	The text on the slides does not relate to the topic
	The images clearly support the ideas stated in the text	Most images clearly support the ideas stated in the text	Only a few images support the ideas stated in the text	The images do not support the ideas stated in the text

Conclusion	The title on the conclusion slide clearly summarizes the topic	The title on the conclusion slide summarizes the topic	The title on the conclusion slide loosely summarizes the topic	The title on the conclusion slide does not summarize the topic
	The image clearly contributes to the meaning	The image contributes to the meaning	The image does not contribute to the meaning	The conclusion slide does not include an image
	The conclusion provides one final, new thought about the topic	The conclusion provides one final thought about the topic	The connection of the final thought to the topic is unclear	No final thought is included
Structure of the Piece	All slides follow a logical sequence	Most slides follow a logical sequence	Some slides follow a logical sequence	Connections between slides are confusing
	All information has been paraphrased	Most information has been paraphrased	Some information has been paraphrased	Little information has been paraphrased

- Prepare and display the Slide Titles List. Alternatively, you may access a digital version in the digital components for this unit.

Slide Titles List
Choose from the following titles to create your “body” slides about the Reformation. These titles have been grouped according to topics that might work well together in a presentation.
What Was the Reformation?
Who Was Martin Luther?
Why Did Martin Luther Nail the Ninety-Five Theses to the Door?
Why Was Martin Luther Angry with the Catholic Church?
What Were the Effects of Martin Luther’s Actions?
What Were Some Scientific Changes During the Reformation?
Who Were Some of the Scientists During the Reformation?
What Is at the Center of the Universe?
Galileo Galilei
Nicolaus Copernicus
Johannes Kepler and Tycho Brahe
What Was the Relationship Between the Church and Scientific Discovery?
Who Was Johann Gutenberg?
How Did Gutenberg’s Background Prepare Him to Invent a Printing Press?
How Did Gutenberg’s Printing Press Work?
What Was the First Book Gutenberg Printed?
Why Was Gutenberg’s Printing Press Important?
How Did the Reformation Change the World?

Morphology; Spelling

- Collect Activity Pages 6.3 and 6.5 to review and grade, as there are no morphology or spelling lessons today.

Materials

- Shifts in Power
- Activity Pages 7.1, 7.2

READING

45 minutes

Small Group: Chapter 5
“What Is at the Center of the Universe?”

40 minutes

Introduce the Chapter

5 minutes

- Tell students they will read Chapter 5, “What Is at the Center of the Universe?”
- Have students turn to the table of contents, locate the chapter, and then turn to the first page of the chapter.
- Preview the core vocabulary words before reading the chapter.
- Begin by telling students the first vocabulary word they will encounter in this chapter is *contradict*.
- Have them find the word on page 48 of the Reader. Explain that each vocabulary word is bolded the first time it appears in the chapter.
- Explain that the glossary contains definitions of all the vocabulary words in this Reader. Have students refer to the glossary at the back of the Reader, locate *contradict*, and then have a student read the definition.
- Explain the following:
 - The part of speech follows each word in an abbreviated format as follows: noun–*n.*; verb–*v.*; adjective–*adj.*; adverb–*adv.*
 - Alternate forms of the word appearing in the chapter may follow the definition. They may be a different part of speech than the original word.
- Have students reference Activity Page 7.1 while you read each word and its meaning noting that:
 - The page number (for the first occurrence of the word in the chapter) appears in bold print after the definition.
 - Words are listed in the order in which they appear in the chapter.

1. **contradict, v.** to disagree with and go against a statement or action (**contradicted**) (48)
2. **theory, n.** an explanation for why something happens based on evidence (**theories**) (49)
3. **contemporary, n.** a person living in the same time period and/or who is the same age as another person (**contemporaries**) (49)
4. **condemn, v.** to say in a strong or definite way that something is wrong or bad (51)
5. **speculation, n.** an educated guess about something; not proven beyond doubt (53)

Vocabulary Chart for Chapter 5 “What Is at the Center of the Universe?”		
Vocabulary Type	Tier 3 Domain-Specific Words	Tier 2 General Academic Words
Core Vocabulary		contradict theory contemporary condemn speculation
Spanish Cognates for Core Vocabulary		contemporáneo especulación
Multiple-Meaning Core Vocabulary Words		contemporary
Sayings and Phrases	the naked eye beyond all doubt on his deathbed on to something	

- Read the purpose for reading from the board/chart paper:

Read to learn about the new scientific theories that were proposed by Nicolaus Copernicus, Johannes Kepler, and Galileo Galilei during the time of the Reformation, and how the Church responded to these theories.

- Have one student read The Big Question at the beginning of the chapter. Ensure students understand the meaning of The Big Question before reading the chapter.

What new scientific theories were proposed by Nicolaus Copernicus, Johannes Kepler, and Galileo Galilei, and how did the Church respond?

Establish Small Groups

Before reading the chapter, divide students into two groups using the following guidelines:

✪ **Small Group 1:** This group should include students who need extra scaffolding and support to read and comprehend the text. Use the guided reading supports to guide students through reading the text. This is an excellent time to make notes in your anecdotal records. Students will complete Activity Page 7.2 with your support during reading.

✪ **Small Group 2:** This group should include students who are capable of reading and comprehending text without guided support. As noted earlier in this unit, we encourage you to vary how you assign students to read independently or with partners. Likewise, you may want to ask some or all students to complete Activity Page 7.2 independently, which can then be used as a formative assessment to determine how well each student understood what was read. Make arrangements to check that students in Small Group 2 have answered the questions on Activity Page 7.2 correctly. You may choose to do one of the following to address this:

- collect the pages and correct them individually
- provide an answer key to students to check their own or a partner's work after they have completed the activity page
- confer with students individually or as a group at a later time

Over the course of the year, students may change groups, depending on individual students' needs.

Read “What Is at the Center of the Universe?”

25 minutes

The following guided reading supports are intended for use with Small Group 1. Guided reading supports in brackets are intended to guide you in facilitating discussion and should not be read verbatim to students. Guided reading supports not in brackets should be read aloud verbatim.

A [Have a student read page 44 aloud.]

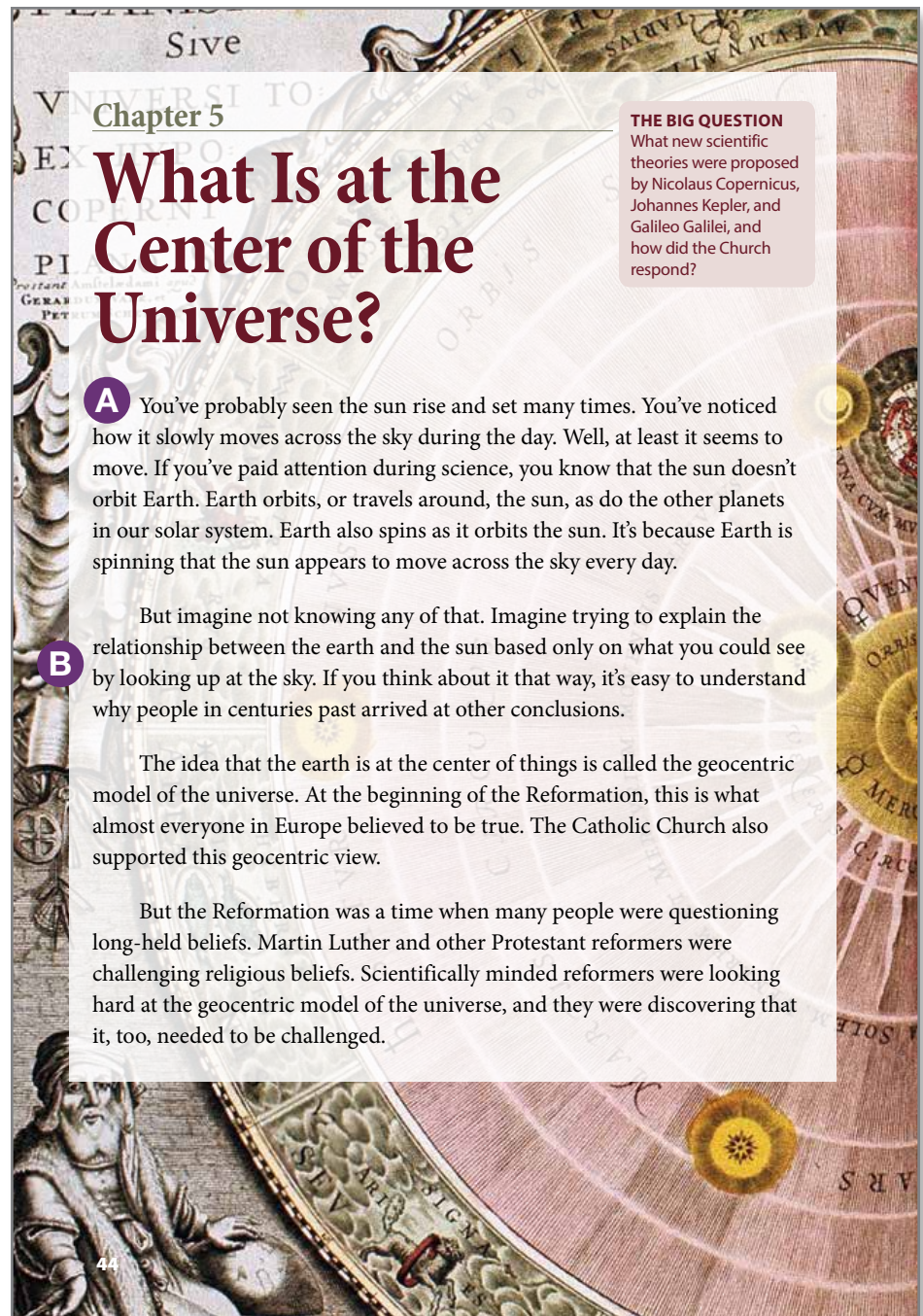
B *Literal* Why did people in the past believe in the geocentric model of the universe?

- » Answers may vary, but should include that people could only explain the relationship between the earth and the sun based only on what they could see by looking up at the sky. They saw the sun appear to move across the sky every day and thought that was all the knowledge they needed.

Support What is the geocentric model of the universe?

- » The geocentric model of the universe states that the earth is at the center of the universe and the sun moves around it.

[Have students record the answer(s) to question 1 on Activity Page 7.2.]



Chapter 5

What Is at the Center of the Universe?

THE BIG QUESTION
What new scientific theories were proposed by Nicolaus Copernicus, Johannes Kepler, and Galileo Galilei, and how did the Church respond?

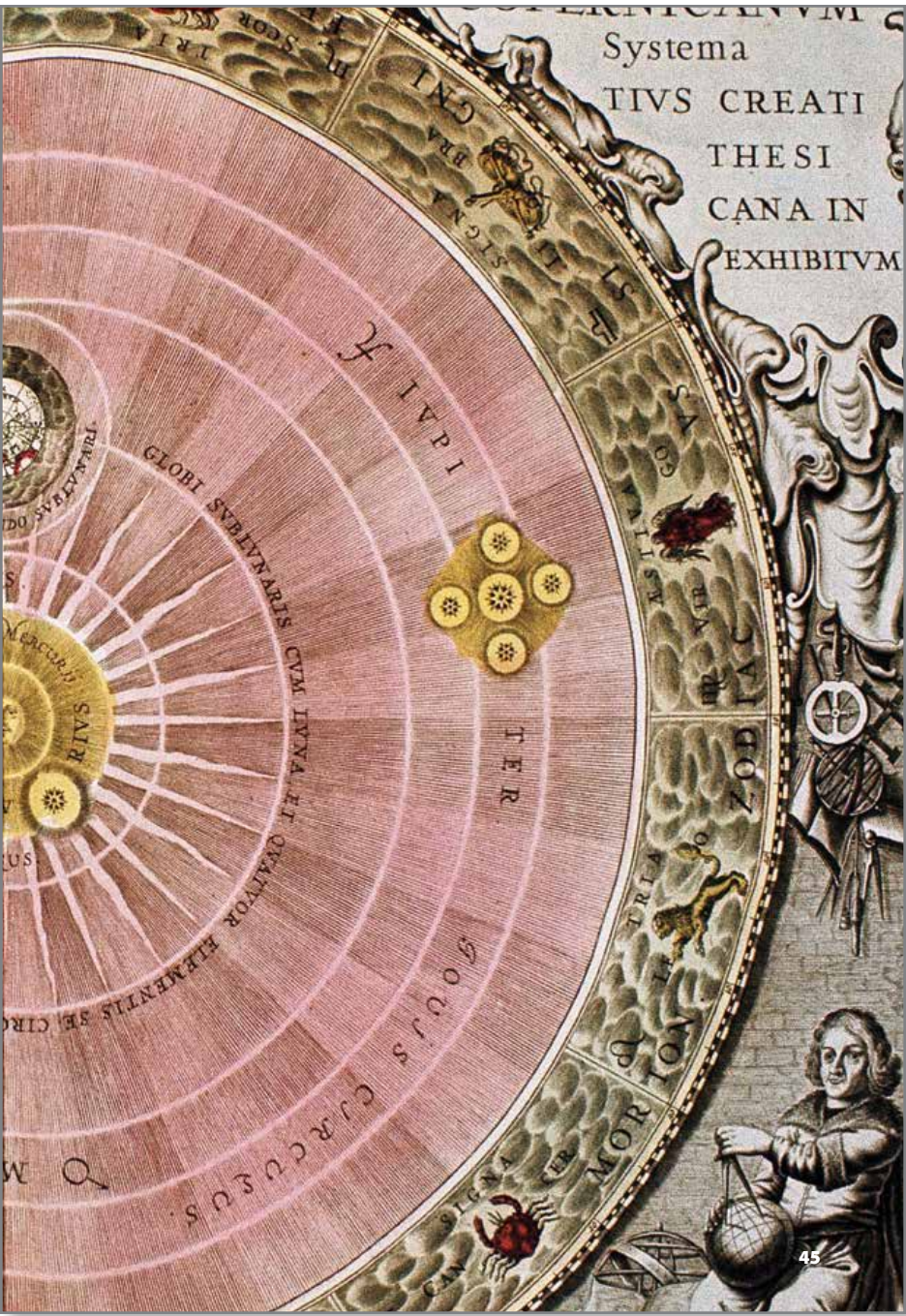
A You've probably seen the sun rise and set many times. You've noticed how it slowly moves across the sky during the day. Well, at least it seems to move. If you've paid attention during science, you know that the sun doesn't orbit Earth. Earth orbits, or travels around, the sun, as do the other planets in our solar system. Earth also spins as it orbits the sun. It's because Earth is spinning that the sun appears to move across the sky every day.

B But imagine not knowing any of that. Imagine trying to explain the relationship between the earth and the sun based only on what you could see by looking up at the sky. If you think about it that way, it's easy to understand why people in centuries past arrived at other conclusions.

The idea that the earth is at the center of things is called the geocentric model of the universe. At the beginning of the Reformation, this is what almost everyone in Europe believed to be true. The Catholic Church also supported this geocentric view.

But the Reformation was a time when many people were questioning long-held beliefs. Martin Luther and other Protestant reformers were challenging religious beliefs. Scientifically minded reformers were looking hard at the geocentric model of the universe, and they were discovering that it, too, needed to be challenged.

44



Word(s)	CK Code
Aristotle	/aer*ə*sto*təl/
Claudius Ptolemy	/klawd*ee*əs/ /tol*ə*mee/
Ptolemaic	/tol*ə*mae*ik/

A [Have students read pages 46 and 47 silently.]

B *Literal* Why is the geocentric model of the universe also sometimes called the Ptolemaic model?


» Although the idea behind this model seems to have begun with the ancient Greek philosopher Aristotle, a Greek astronomer and mathematician named Claudius Ptolemy expanded on Aristotle’s ideas.

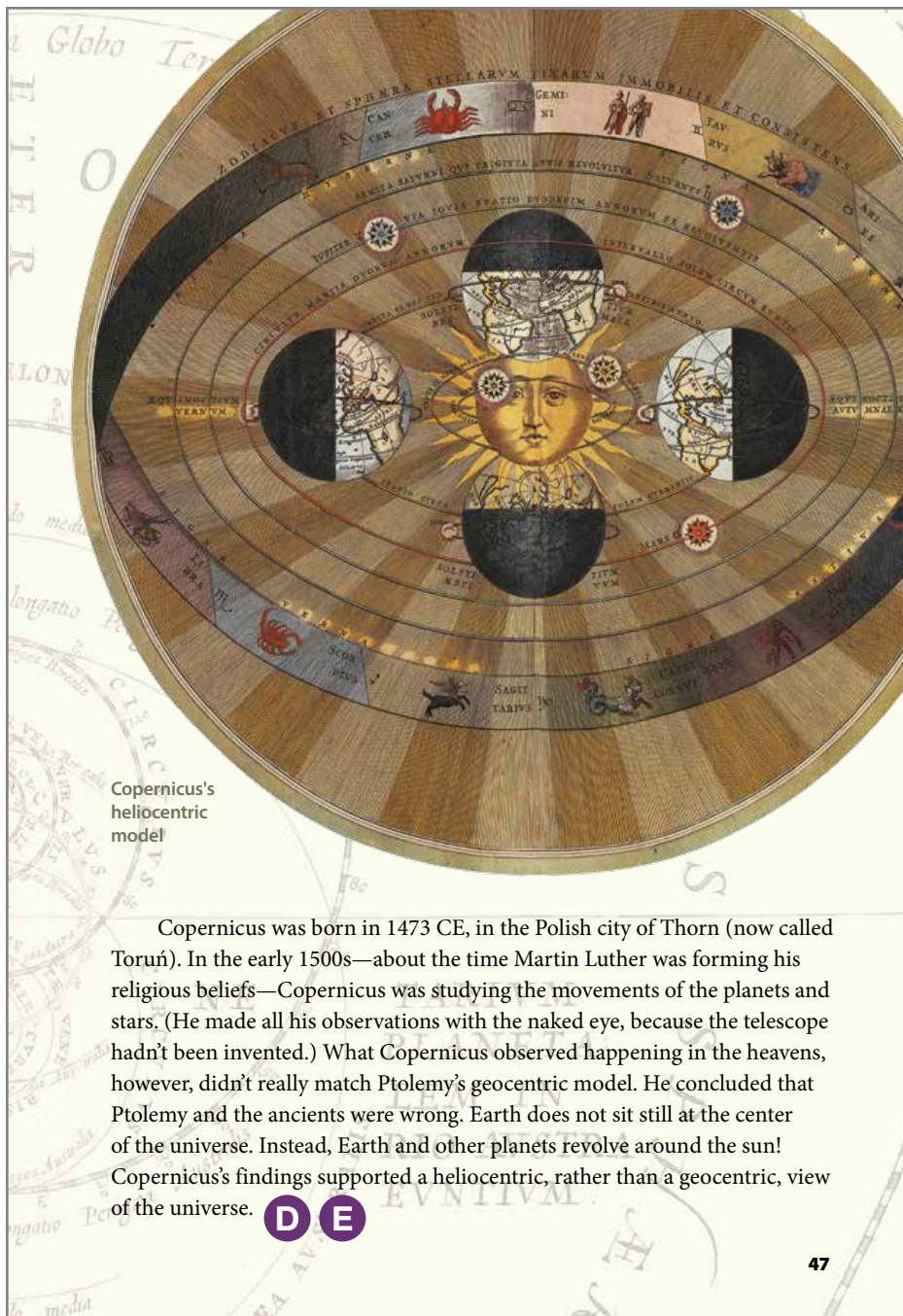
C **Support** [Use the unit timeline on display to help students understand when Aristotle wrote about the earth as the center of the universe, as early as the fourth century BCE, and when Ptolemy expanded on Aristotle’s ideas, during the second century CE.]

A **From Earth-Centered to Sun-Centered:
Ptolemy and Copernicus**

The idea that the earth was at the center of the universe seems to have had its start in ancient Greece. The Greek philosopher Aristotle wrote about it as early as the fourth century BCE. During the second century CE, a Greek astronomer and mathematician named Claudius Ptolemy expanded on Aristotle’s ideas. In fact, the geocentric model is sometimes called the Ptolemaic model.

B **C** Ptolemy supported Aristotle’s view that Earth stood still at the center of the universe, while the sun, moon, and planets all revolved around it. He thought these heavenly bodies were located in different spheres—something like gigantic, crystal-clear bubbles—with the bigger spheres around the smaller spheres, and Earth at the very center. For many hundreds of years, people accepted Ptolemy’s model of the universe. No one questioned his views—no one, that is, until a Polish astronomer named Nicolaus Copernicus came along.





Copernicus's heliocentric model

Copernicus was born in 1473 CE, in the Polish city of Thorn (now called Toruń). In the early 1500s—about the time Martin Luther was forming his religious beliefs—Copernicus was studying the movements of the planets and stars. (He made all his observations with the naked eye, because the telescope hadn't been invented.) What Copernicus observed happening in the heavens, however, didn't really match Ptolemy's geocentric model. He concluded that Ptolemy and the ancients were wrong. Earth does not sit still at the center of the universe. Instead, Earth and other planets revolve around the sun! Copernicus's findings supported a heliocentric, rather than a geocentric, view of the universe.

D E

47

D Literal Who was Nicolaus Copernicus, and what did he study?

- » He was a Polish astronomer who studied the movement of the planets and stars around the same time Martin Luther was forming his religious beliefs.

Support The author says that Copernicus “made all his observations with the naked eye because the telescope had not yet been invented.” What does the phrase *with the naked eye* mean in this context?

- » It means just using his eyes without the help of any tool such as a telescope.

E Inferential How does the heliocentric model of the universe differ from the geocentric model?

- » The heliocentric model states that the sun is at the center of the universe, whereas the geocentric model states that the earth is at the center.

Support What is the name of the model of the universe supported by Copernicus's findings?

- » the heliocentric model

[Have students record the answer(s) to question 2 on Activity Page 7.2.]

Word(s)	CK Code
Johannes	/yoe*hon*es/
Tübingen	/too*bee*nən/
Tycho Brahe	/chee*goe/ /bro/
Galileo Galilei	/gal*ə*lae*oe/ /gal*ə*lae/

A [Have students read page 48 silently.]

B Inferential Based on what you read in earlier chapters, why might Copernicus have feared the Church’s reaction to his book?

» The Church typically reacted strongly to anyone questioning its beliefs by accusing them of heresy and threatening them with excommunication.

Support What are two reasons Copernicus did not publicly announce his discovery about the universe right after he made the discovery?

He did not have a great deal of proof to support his theory, and he feared the Church’s reaction if he contradicted its beliefs about the earth’s place in the universe. **Support** What does it mean to contradict someone or something?

» It means to say the opposite of something someone has said.

[Have students record the answer(s) to question 3 on Activity Page 7.2.]

C Challenge What difference would a heliocentric approach to explaining the universe instead of a geocentric approach make as far as the Church was concerned? Why was the Church concerned with scientific theories?

» The Church had established itself as the sole authority on all matters, particularly how the universe worked, how man gained access to heaven, etc., since the Middle Ages. Scientists offering a different explanation posed a threat to the Church’s authority. Furthermore, in the geocentric explanation of the universe in which the earth was at the center of everything, man was also at the center of everything—everything happened and revolved around the earth and man. A heliocentric explanation of the universe seemed to suggest that man was not all-important, but just one part of the universe.

[Have students discuss the answer(s) to

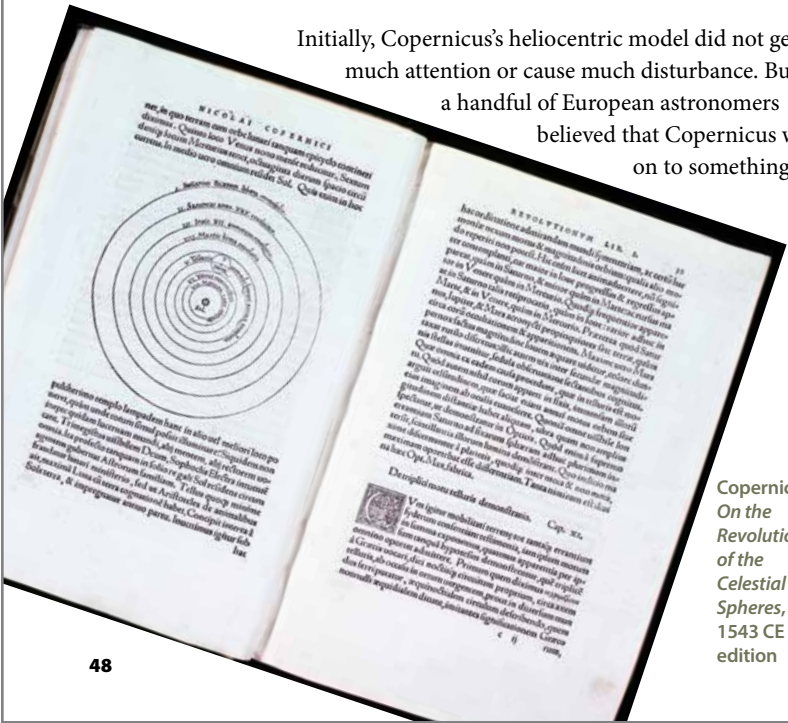
A Copernicus had made a great discovery. But he did not run out and shout it from the rooftops. In fact, he kept quiet about his work. Why? For one thing, he did not have enough evidence to prove his ideas beyond all doubt. Copernicus may also have feared what would happen to him if he publicly **contradicted** the Church’s beliefs about the nature of the universe and the earth’s place in it.

It wasn’t until 1543 CE, at the very end of his life, that Copernicus published his findings in a book called *On the Revolutions of the Celestial Spheres*. According to some accounts, Copernicus was handed the first printed copy of his book while on his deathbed. Once again the power of printing helped to spread new ideas, this time in the area of science.

Initially, Copernicus’s heliocentric model did not get much attention or cause much disturbance. But a handful of European astronomers believed that Copernicus was on to something.

Greek Roots

The word *geocentric* comes from the Greek words *geo*, which means “the earth,” and *kentrikos*, which means “as or of the center.” So, *geocentric* means having the earth as the center. *Helios* is the Greek word for sun, so *heliocentric* means having the sun as the center.



Copernicus's *On the Revolutions of the Celestial Spheres*, 1543 CE edition

D Johannes Kepler

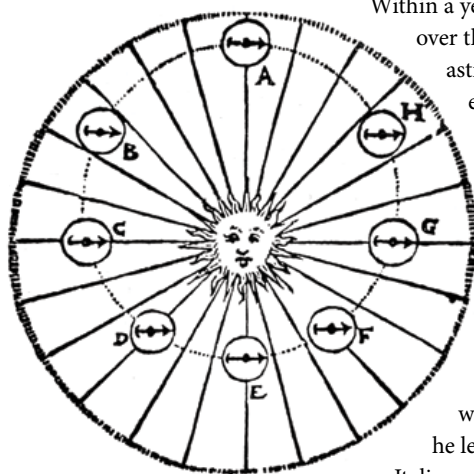
German mathematician and astronomer Johannes Kepler was one of these people. While studying at the University of Tübingen in the 1590s, Kepler's mathematics professor introduced him to Copernicus's heliocentric theory. Being a mathematician, Kepler was able to understand and appreciate Copernicus's observations and calculations. Over the next few years, Kepler pursued his own studies of the night sky, eventually publishing a book, *Mysterium Cosmographicum* or *The Cosmographic Mystery*. In this book he presented a mathematical model that explained the relative distances of the planets from the sun based on his—and Copernicus's—observations.



Johannes Kepler

E

Kepler's book impressed another astronomer, Tycho Brahe. In 1600 CE, Brahe invited Kepler to come to Prague to help him calculate planetary orbits.



Kepler's diagram of planetary orbits from his work *Epitome Astronomiae Copernicanae*, published between 1617–1621 CE

Within a year, Brahe died and Kepler took over the work. Kepler continued his astronomical observations and eventually formulated **theories** about the way the different planets orbit the sun. These theories later came to be called Kepler's laws of planetary motion.

Most of Kepler's **contemporaries** had not changed their thinking, which is why Kepler was so excited when he learned about the discoveries of Italian astronomer Galileo Galilei.

49

question 4 rather than write it on Activity Page 7.2.]

D [Have students read page 49 silently.]

E **Inferential** What was the relationship between Nicolaus Copernicus and Johannes Kepler?

» Kepler studied Copernicus's heliocentric theory and then created a mathematical model that explained the relative distances of the planets from the sun.

Support What did most of Kepler's contemporaries think about the heliocentric model?

» Most of Kepler's contemporaries did not believe in the heliocentric model; they still believed the geocentric model was correct.

Support What does the word *contemporaries* mean?

» people living in the same time period and/or who are the same age as another person

Word(s)	CK Code
Pisa	/pee*zə/
Hans Lippershey	/hons/ /lip*er*shae/

A [Have students read pages 50 and 51 silently.]

B Inferential How did the invention of the telescope help Galileo contradict the ideas of Aristotle and Ptolemy?

» Galileo used the telescope to make observations that proved Aristotle’s and Ptolemy’s theories were incorrect. For example, he saw that the moon had mountains, valleys, and craters, which contradicted Aristotle and Ptolemy’s belief that all heavenly bodies were perfect. Aristotle and Ptolemy also believed that the heavens they detailed were complete, but the telescope allowed Galileo to see that there were four moons orbiting Jupiter that had not been seen before.

[Have students record the answer(s) to question 5 on Activity Page 7.2.]

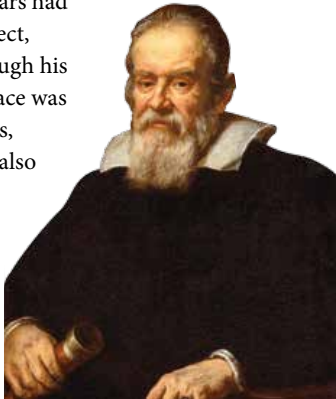
A Galileo and the Telescope

Born in Pisa, Italy, in 1564 CE, Galileo Galilei (many people refer to him just by his first name, Galileo) started his career thinking he might become a doctor. At the age of 17, Galileo headed off to the University of Pisa with that plan in mind. But after only a couple of years, he left medical school to study—and then later teach—mathematics.


Galileo was a brilliant mathematician. He made many calculations and discoveries about how objects move. As a well-educated man, he was very familiar with the writings of Aristotle and Ptolemy and the geocentric model of the universe. But he had also read Copernicus’s book. Like Copernicus, however, Galileo recognized that no one had yet found conclusive proof that Earth and the other planets orbited the sun. At the time, Galileo was more interested in explaining how things worked on Earth, rather than out in space. But within a few years, his interests changed, thanks to a new invention.

In 1608 CE, a Dutch glassmaker named Hans Lippershey constructed one of the first telescopes. Galileo learned about the invention and very quickly improved on the design. Within a year, he was using a telescope to scan the night sky. He saw much that directly contradicted the ideas of Aristotle and Ptolemy. These ancient scholars had believed that all heavenly bodies were perfect, with smooth, unmarked surfaces. But through his telescope, Galileo saw that the moon’s surface was rough and uneven, marked with mountains, valleys, and craters. Aristotle and Ptolemy also believed the knowledge of the heavens was complete; in other words, what they could see was what existed. With his telescope, Galileo discovered four new moons orbiting Jupiter. **B**

In 1610 CE, Galileo published a book, *Sidereus Nuncius*, or *The Starry Messenger*, in which he described what



Portrait of Galileo Galilei by Justus Sustermans, 1636 CE



he had seen through his telescope. These discoveries clearly contradicted the geocentric model of the universe, and that made quite a few people nervous. Several Church scholars went so far as to say that Galileo's findings couldn't possibly be true.

Yet as use of the telescope spread, other scientists in other countries (including Kepler) made similar observations of Earth's moon and the moons of Jupiter. Encouraged, Galileo continued to study the night sky with his telescope, making discoveries and writing and speaking about them. Although Galileo was a devout Catholic, he didn't think his findings challenged the Church or the Bible. He thought science and religion answered different questions. He said the purpose of the Bible was to show "how one goes to heaven, not how the heavens go."

But that's not how the Church scholars felt who had spoken out against Galileo earlier. They labeled him a heretic and encouraged priests and monks to **condemn** him.

Galileo's early telescopes and lenses, 1609–1610 CE

51

C *Literal* Why did Galileo think his discoveries did not challenge the Church's teachings?

- » He thought science and religion answered different questions. He believed that the purpose of the Bible was to teach people how one goes to heaven, not how the heavens go.

Support How did Church scholars feel about Galileo's views?

- » They labeled him a heretic and encouraged priests and monks to condemn him.

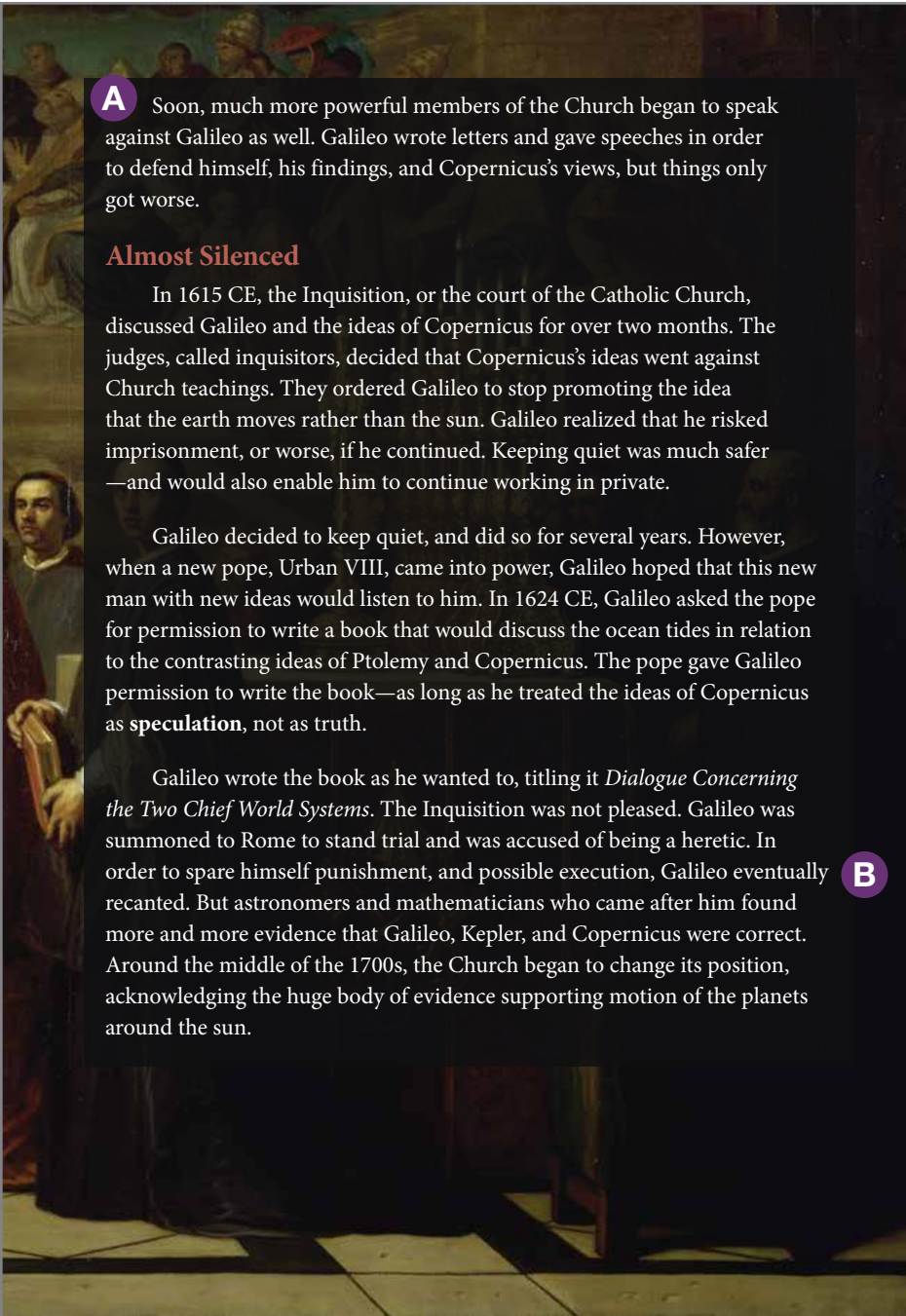
Support What does the word *condemn* mean?

To condemn someone or something means to say in a strong or definite way that person or thing is wrong or bad.

[Have students record the answer(s) to question 6 on Activity Page 7.2.]



Galileo before the Inquisition by Robert Fleury, 1847



A Soon, much more powerful members of the Church began to speak against Galileo as well. Galileo wrote letters and gave speeches in order to defend himself, his findings, and Copernicus's views, but things only got worse.

Almost Silenced

In 1615 CE, the Inquisition, or the court of the Catholic Church, discussed Galileo and the ideas of Copernicus for over two months. The judges, called inquisitors, decided that Copernicus's ideas went against Church teachings. They ordered Galileo to stop promoting the idea that the earth moves rather than the sun. Galileo realized that he risked imprisonment, or worse, if he continued. Keeping quiet was much safer—and would also enable him to continue working in private.

Galileo decided to keep quiet, and did so for several years. However, when a new pope, Urban VIII, came into power, Galileo hoped that this new man with new ideas would listen to him. In 1624 CE, Galileo asked the pope for permission to write a book that would discuss the ocean tides in relation to the contrasting ideas of Ptolemy and Copernicus. The pope gave Galileo permission to write the book—as long as he treated the ideas of Copernicus as **speculation**, not as truth.

Galileo wrote the book as he wanted to, titling it *Dialogue Concerning the Two Chief World Systems*. The Inquisition was not pleased. Galileo was summoned to Rome to stand trial and was accused of being a heretic. In order to spare himself punishment, and possible execution, Galileo eventually recanted. But astronomers and mathematicians who came after him found more and more evidence that Galileo, Kepler, and Copernicus were correct. Around the middle of the 1700s, the Church began to change its position, acknowledging the huge body of evidence supporting motion of the planets around the sun.

B

A [Have students read page 53 silently.]

B Inferential Why did Galileo eventually recant his views supporting the heliocentric model?

- » When he was declared a heretic, in order to avoid punishment (and possible execution), he decided it was better to recant his previous statements.

Support What does it mean to recant?

- » It means to take back a statement made in the past.

Support What role did the Inquisition play in the debate between the heliocentric and geocentric models of the universe?

- » The Inquisition was the court of the Catholic Church, and it discussed Galileo's and Copernicus's ideas. It decided that Copernicus's ideas went against Church teachings.

[Have students record the answer(s) to question 7 on Activity Page 7.2.]

Note

Questions 1 and 2 relate to The Big Question of the chapter.

Discuss the Chapter and Wrap Up the Lesson

10 minutes

- Use the following questions to discuss the chapter.
 1. *Literal* What new scientific theories were proposed by Nicolaus Copernicus, Johannes Kepler, and Galileo Galilei during the time of the Reformation?
 - » Copernicus, using just the naked eye, believed the sun was at the center of the universe and the planets, including Earth, revolved around it. Kepler was a mathematician who took Copernicus's theory and created a mathematical model that explained it in more detail. Galileo used the telescope to contradict the geocentric model of the universe.
 2. *Literal* How did the Church respond to Galileo's book on the heliocentric model of the universe?
 - » The Church's court, the Inquisition, discussed Galileo's views and decided that they contradicted Church teachings. They accused Galileo of being a heretic.
 3. *Evaluative* Compare and contrast the scientific discoveries made by Copernicus, Kepler, and Galileo with the reforms Luther and others were seeking in the Catholic Church.
 - » Answers may vary, but should include that the scientific discoveries and the Church reforms were similar because both were challenging Church doctrine that existed at the time. They are different because the scientific discoveries were eventually able to be proven using scientific experiments, whereas reformers like Luther were challenging Church practices that were not based on scientific principles, so there was no scientific evidence to support the challenges.
- Have students take Activity Page 7.3 home to read and complete for homework.

Word Work: *Contradict*

5 minutes

1. In the chapter you read, “Copernicus may also have feared what would happen to him if he publicly contradicted the Church’s beliefs about the nature of the universe and the earth’s place in it.”
2. Say the word *contradict* with me.
3. *Contradict* means to disagree with and go against a statement or action.
4. One weather forecast said it would snow tonight, but that was contradicted by another forecast that said it would not snow.
5. Was there ever a time you contradicted something someone said, or someone contradicted what you said? [Ask two or three students to use *contradict* in a sentence. If necessary, guide and/or rephrase students’ responses to make complete sentences: “I once contradicted _____ by saying _____.”]
6. What part of speech is the word *contradict*?
» verb

[Use a *Synonyms and Antonyms* activity for follow-up.] I am going to read several words. If the word is a synonym, or word with a similar meaning, of *contradict*, say, “That is a synonym of *contradict*.” If the word I read is an antonym, or word with the opposite meaning, of *contradict*, say, “That is an antonym of *contradict*.”

1. challenge
» That is a synonym of *contradict*.
2. dispute
» That is a synonym of *contradict*.
3. confirm
» That is an antonym of *contradict*.
4. oppose
» That is a synonym of *contradict*.
5. support
» That is an antonym of *contradict*.

Materials

- Activity Pages 7.4, SR.2
- Slide Presentation Rubric
- Sample Slide Presentation
- *Shifts in Power*
- Slide Titles List

WRITING

45 minutes

Plan a Slide Presentation

Model Planning a Slide Presentation

20 minutes

- Tell students that they will plan a slide presentation about the Reformation. Explain you will show a sample presentation first.
- Have students turn to Activity Page SR.2. Refer to the Slide Presentation Rubric on display. Explain that this rubric is a guide that shows what should be included in the slide presentation and how it will be assessed.
- Explain that an informational essay and a slide presentation have a lot in common.
 - Both are used primarily to convey information.
 - Both need to be organized so information is presented logically, starting with an introduction and leading to a conclusion.
- Explain that informational essays and slide presentations also differ in important ways.
 - Slide presentations use less writing and include images.
 - Slide presentations often use bullet points and phrases rather than complete sentences.
- Explain that slide presentations use technology to provide visual aids, such as photographs or illustrations, to support the information the author is trying to convey to the audience. Slide presentations allow the author to insert images and special effects easily. They help the audience better understand the material presented because they can see the text and images while listening to the presenter.
- Tell students a slide presentation has two main components: the slides and the presenter’s oral delivery of information from the slides.
- Direct students’ attention to the Sample Slide Presentation you prepared in advance.
- Turn to the introduction slide. Directing students to the first column, labeled “Exemplary,” on Activity Page SR.2, explain that students should always work toward the description contained in the “Exemplary” column of the rubric.
- Note that the introduction slide should clearly state the topic of the presentation. Explain that the introduction slide should capture the audience’s attention and give a visual overview of the presentation.
- Ask students to identify the images they see in the sample introduction slide. (clockwise from upper left: Copernicus’s heliocentric model, Martin Luther, Galileo’s telescope, moveable type, a printing press)
- Have students read the next two cells in the “Exemplary” column on the rubric to understand how the text and images work together on the sample introduction slide.

- Ask students what they think this presentation will be about, based on the introduction slide. (Answers may vary, but may include the Reformation or advances/improvements made during the Reformation.)
- Ask students to explain what the title “The Reformation: Ideas That Rocked the World” means. (Answers may vary, but should include that the Reformation was characterized by revolutionary ideas in many areas, including religion, philosophy, and science that changed the way people think about the world and their place in it.)
- Turn to the second slide, and have students read the “Body” section in the “Exemplary” column on Activity Page SR.2.
- Tell students that each slide after the introduction slide should contain a title, text (either in sentence form or in bullet points), and/or an image.
- Explain that the title of a slide may be a question. The text in the slide should provide the answer to that question.
- Explain that text in slide presentations is often in the form of phrases, rather than complete sentences, listed as bullet points. Phrases are often used so information is not repeated and because there is limited space on each slide. For example, on slide 2 the author uses a phrase to answer the question posed in the title of the slide: *What Was the Reformation?* The writer simply answers the question: “a religious movement that sought to change or reform the Church.” If the author had written a complete sentence, the beginning would simply repeat the question: “The Reformation was a religious movement that sought to change or reform the Church.” The beginning portion unnecessarily repeats information.
- Note that the answer to the question on the slide is set off by a bullet point, or a visual symbol that makes the information easy to read and retain.
- Tell students that when they are deciding whether to use a phrase or a complete sentence, they should remember that the presentation is meant to be given orally. Recommend that students read the slide aloud and ask themselves the following question: *Do I need a complete sentence, or will a phrase that answers the question asked in the title on the slide suffice?*
- Explain that phrases do not have a period at the end. Often, shorter phrases are more effective in slide presentations because the viewer can absorb the information and images more easily while the presenter explains the information on the slide.
- Tell students that effective presentations do not overwhelm the audience with too much text on each slide. Note that students can use complete sentences on their slides if it makes sense to do so.
- Have students read the “Structure of the Piece” section in the “Exemplary” column on Activity Page SR.2.
- Explain that the slides should have a logical order and be organized by theme. Move through the slides of the sample presentation, stopping to show students that some slides have very little text and others have more depending on the theme.

Note

The instruction in this lesson and the writing lesson in Lesson 8 is for creating a slide presentation on paper. If students have access to computers, have them write the text for each slide in a text document or slide presentation file instead of on Activity Page 7.4. Be sure students save the electronic file in an appropriate place so they can access it again in Lesson 8.

- Explain that visual images should be used to convey the author’s message.

Plan Slides for a Slide Presentation

20 minutes

- Explain to students that they will create five slides: an introduction slide, three body slides, and a conclusion slide.
- Tell students the information they need to plan their slide presentation can be found in the Reader, *Shifts in Power*.
- Refer to the list of slide titles you prepared in advance.
- Tell students to choose three slide titles from the list to work with. These will be the body slides of their presentation. In the next lesson, they will work on the introduction and conclusion slides as well as choose images.
- Explain that titles are grouped to help with organization. However, students may stray from the groupings if they see other connections between the ideas they want to pursue.
- Remind them to refer to the “Structure of the Piece” section in the “Exemplary” column on Activity Page SR.2.
- Explain that students should choose three titles that seem interesting and that fit together. When students have chosen three titles, they should write answers to the questions. This will be the text of each slide.
- Tell students they should use bullet points to visually separate each complete idea.
- Encourage students to use core vocabulary in their text.
- Have students complete Activity Page 7.4 independently, using the displayed list to help them create titles and the Reader to help them create text for each slide.
- Circulate and check in with students to ensure the titles they selected fit together and the answers to the questions include information from the Reader.

Challenge Increase the number of slides a student creates.

Support Decrease the number of slides a student creates or have students work in pairs to create slides.

Wrap Up

5 minutes

- Have students work with partners, sharing the titles and text they created.
- Ask for volunteers to share the titles they chose for their slides. Comment on organization, grouping, and sequence of topics.

Feedback Collect Activity Page 7.4 to review and monitor student progress. This will be returned during the next writing lesson. Written feedback may include such comments as:

- Your introduction slide includes the right information to convey the topic of the slide presentation.

- Your body slides provide a lot of information. How could you simplify information by using phrases instead of sentences?
- I notice you have the slides arranged in a particular order. How did you decide to order them in this way? How could you rearrange the order to present the slides in a more logical sequence?

TAKE-HOME MATERIAL

Reading

- Have students take home Activity Page 7.3 to read and complete for homework.

Materials

- Activity Page 7.3

Lesson 8

Unit 6: The Reformation

CORE CONTENT OBJECTIVES

Students will:

- ✓ Explain how the geocentric model of the universe differs from the heliocentric model
- ✓ Explain how the scientific theories of Nicolaus Copernicus, Johannes Kepler, and Galileo Galilei challenged the views of the Church during the Reformation
- ✓ Describe the response of the Church to the views presented by Copernicus, Kepler, and Galileo

LESSON AT A GLANCE	TIME	MATERIALS
Reading		
Close Reading: Chapter 5 “What Is at the Center of the Universe?”	40 min.	Answer Key for Activity Page 7.3; Activity Page 7.3; <i>Shifts in Power</i>
Word Work: <i>Contemporary</i>	5 min.	
Writing		
Create a Slide Presentation	45 min.	Activity Pages 7.4, SR.2; image bank

Primary Focus of Lessons

Reading: By the end of this lesson, students will be able to explain the relationship between Copernicus, Kepler, Galileo, and the Church during the Reformation.

Writing: By the end of this lesson, students will have created a slide presentation.

ADVANCE PREPARATION

Reading

- Write the purpose for reading on the board/chart paper. Alternatively, you may access a digital version of this and The Big Question in the digital components for this unit.

Read closely to examine the author’s words, sentences, and literary devices for a deeper understanding of “What Is at the Center of the Universe?”

Writing

- Return Activity Page 7.4 to students, containing teacher feedback.
- Prepare and display the Sample Slide Presentation from the digital components for this unit.

- Prepare an image bank for students to use for their slide presentations. If students will be working on computers, save the images in a folder where they can access them. If students will be working on paper, print copies of the images for them to use. Consult appropriate websites to collect images. Check your school policy for guidelines about using websites and images. Also, be sure to check the image–use policy of the websites you choose for any limitations or restrictions on the download and use of images made available through the site.
- Plan to put students in pairs to create introduction and conclusion slides.

READING

45 minutes

Close Reading: Chapter 5
“What Is at the Center of the Universe?” 40 minutes

Review the Chapter 10 minutes

- Using the Answer Key at the back of this Teacher Guide, review student responses to Activity Page 7.3, which was assigned for homework.
- Tell students they will reread Chapter 5, “What Is at the Center of the Universe?”
- Have students turn to the table of contents, locate the chapter, and then turn to the first page of the chapter.
- Read the purpose for reading from the board/chart paper:

Read closely to examine the author’s words, sentences, and literary devices for a deeper understanding of “What Is at the Center of the Universe?”

- Have one student read The Big Question at the beginning of the chapter. Ensure students understand the meaning of The Big Question before reading the chapter.

What new scientific theories were proposed by Nicolaus Copernicus, Johannes Kepler, and Galileo Galilei, and how did the Church respond?

Materials

- Answer Key for Activity Page 7.3
- Activity Page 7.3
- *Shifts in Power*

Note

Close reading lessons present excellent opportunities to ensure that English learners and other students who need additional support fully comprehend a reading selection.

Close Reading

There are many ways for students to respond to the questions. Vary how you elicit students’ responses to promote student engagement. For example:

- Have students work in pairs. Following each question, direct students to consult with their partner about the correct response before one student responds.
- Have students work in small groups of three or four students. Following each question, direct students to consult with others in their group about the correct response before one student responds.
- Following a question, have all students provide a written response before one student responds orally.

Read “What Is at the Center of the Universe?”

20 minutes

- Read the title of the chapter as a class, “What Is at the Center of the Universe?” As you read portions of the chapter, pause to explain or clarify the text at each point indicated.

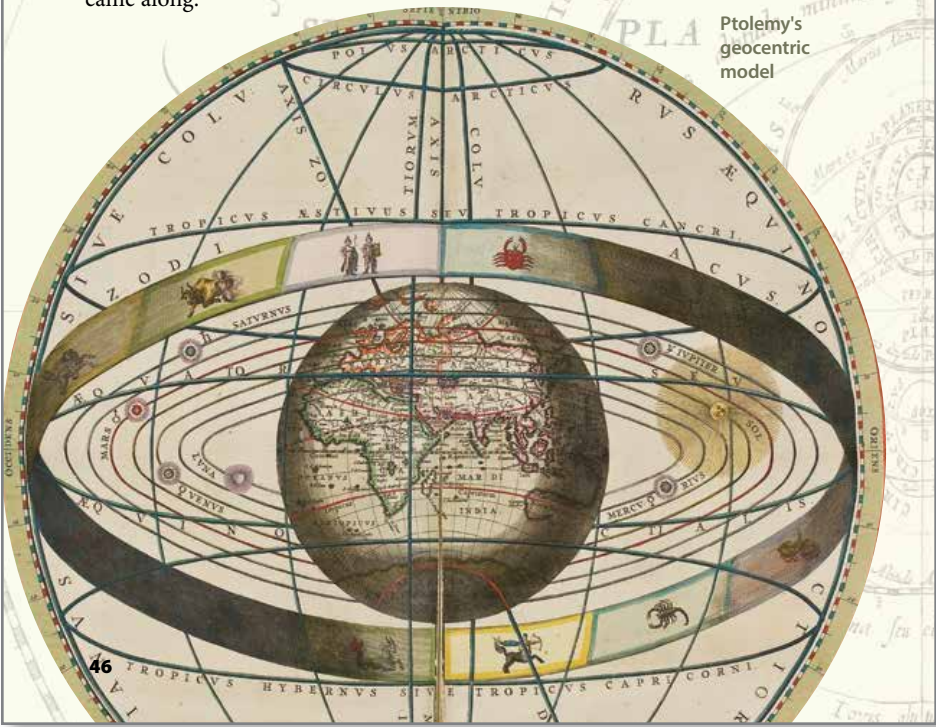
Word(s)	CK Code
Aristotle	/aer*ə*sto*təl/
Claudius Ptolemy	/klawd*ee*us/ /tol*ə*mee/
Ptolemaic	/tol*ə*mae*ik/

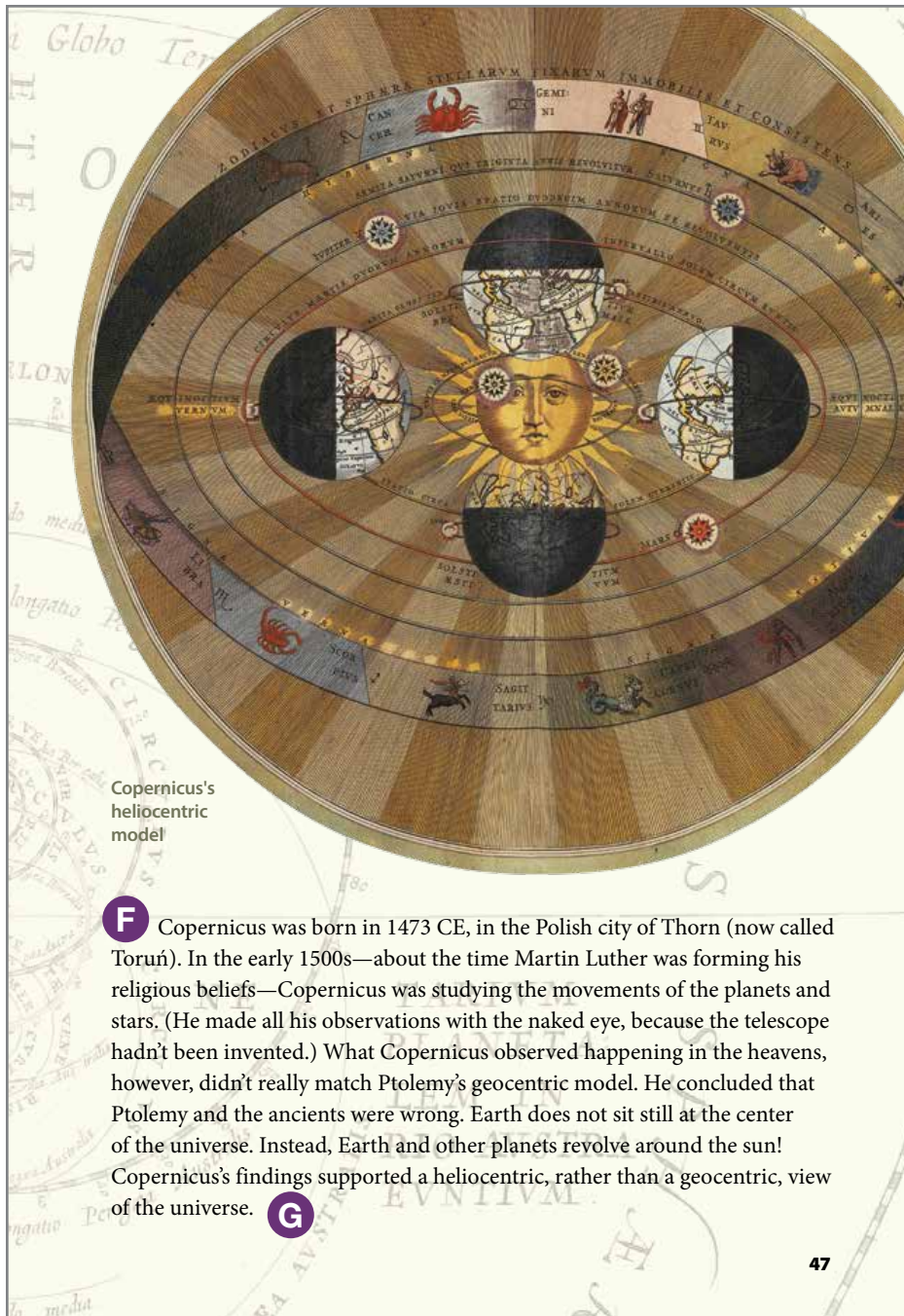
- A** [Have a student read the first paragraph on page 46 aloud.]
- B** *SYN Inferential* What does the word *seems* indicate in this sentence: *The idea that the earth was at the center of the universe seems to have had its start in ancient Greece?*
- » The word *seems* signals that we do not know for sure that the information in this sentence is true; it just appears, or seems, that this idea started in ancient Greece.
- C** [Have a student read the second paragraph on page 46 aloud.]
- D** *VOC Inferential* Why do you think the author calls the sun, moon, and planets “heavenly bodies” in this paragraph?
- » During the Reformation, people referred to the sky as “heaven,” and, because to someone standing on Earth, the sun, moon, and planets appeared to be located in heaven, they were referred to as heavenly bodies.
- E** *VOC Inferential* What does the word *spheres* mean in this paragraph?
- » round objects, such as basketballs, soccer balls, etc.
- VOC Literal* What words or phrases in this paragraph give you a clue to the meaning of the word *spheres*?
- » *something like gigantic, crystal-clear bubbles*

**A From Earth-Centered to Sun-Centered:
Ptolemy and Copernicus**

The idea that the earth was at the center of the universe seems to have had its start in ancient Greece. The Greek philosopher Aristotle wrote about it as early as the fourth century BCE. During the second century CE, a Greek astronomer and mathematician named Claudius Ptolemy expanded on Aristotle’s ideas. In fact, the geocentric model is sometimes called the Ptolemaic model.

C Ptolemy supported Aristotle’s view that Earth stood still at the center of the universe, while the sun, moon, and planets all revolved around it. He thought these heavenly bodies were located in different spheres—something like gigantic, crystal-clear bubbles—with the bigger spheres around the smaller spheres, and Earth at the very center. For many hundreds of years, people accepted Ptolemy’s model of the universe. No one questioned his views—no one, that is, until a Polish astronomer named Nicolaus Copernicus came along.





Copernicus's heliocentric model

F Copernicus was born in 1473 CE, in the Polish city of Thorn (now called Toruń). In the early 1500s—about the time Martin Luther was forming his religious beliefs—Copernicus was studying the movements of the planets and stars. (He made all his observations with the naked eye, because the telescope hadn't been invented.) What Copernicus observed happening in the heavens, however, didn't really match Ptolemy's geocentric model. He concluded that Ptolemy and the ancients were wrong. Earth does not sit still at the center of the universe. Instead, Earth and other planets revolve around the sun! Copernicus's findings supported a heliocentric, rather than a geocentric, view of the universe. **G**

47

F [Have a student read page 47 aloud.]

G SYN Inferential Why do you think the sentence *Instead, Earth and other planets revolve around the sun!* ends with an exclamation point instead of a period?

» It indicates that this discovery was amazing to people of Copernicus's time.

Word(s)	CK Code
Johannes	/yoe*hon*es/
Tübingen	/too*bee*nən/
Tycho Brahe	/chee*goe/ /bro/
Galileo Galilei	/gal*ə*lae*oe/ /gal*ə*lae/

A [Have a student read page 48 aloud.]

B **COMP Inferential** Why might it be important to Copernicus that he have enough evidence to prove his ideas beyond all doubt?

» Answers may vary, but should include that people would not believe or trust him if there were some doubts about his ideas, especially when his ideas contradicted what the Church believed. If there was some doubt about his ideas, he may have felt that the Church could use that to show he was wrong and its views were right.

Support What does the phrase *beyond all doubt* mean?

» It means that, after hearing all the evidence, no one would be able to doubt, or question, his ideas.

C **COMP Evaluative** Why do you think Copernicus waited until the end of his life to publish a book about his findings?

» Answers may vary, but should include that he may no longer have feared the reaction of the Church to his views, and that he may have felt he had more evidence to support his theory.

D **VOC** The phrase *on his deathbed* can mean someone who is in bed and is sick and dying. It can also refer to someone who is nearing the end of his or her life.

E **VOC Inferential** *On to something* is an idiom meaning having an idea or information that is likely to lead to an important discovery. What does it mean when the author says *on to something*?

» It means Copernicus had an idea or information that might lead to an important discovery.

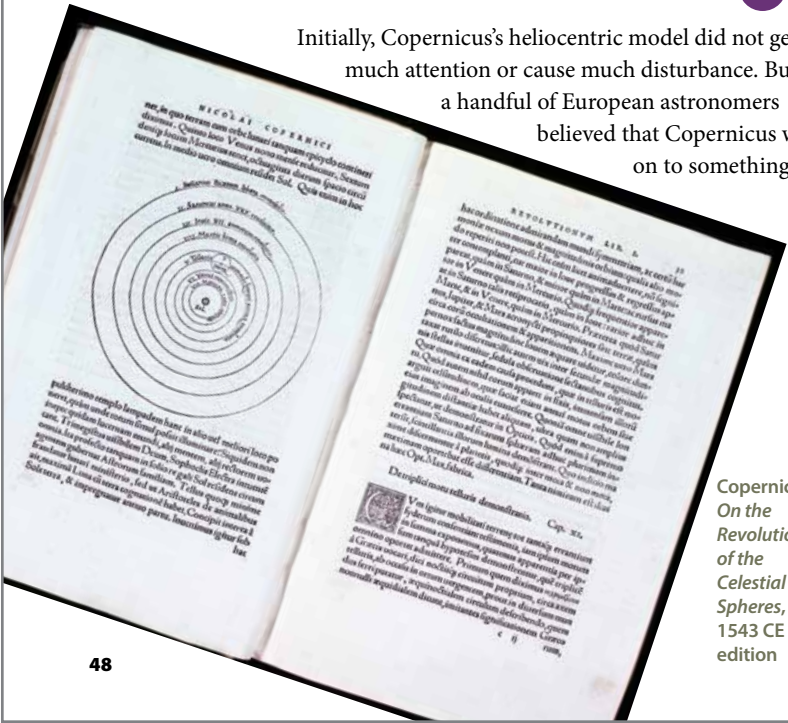
A Copernicus had made a great discovery. But he did not run out and shout it from the rooftops. In fact, he kept quiet about his work. Why? For one thing, he did not have enough evidence to prove his ideas beyond all doubt. Copernicus may also have feared what would happen to him if he publicly **contradicted** the Church's beliefs about the nature of the universe and the earth's place in it.

B It wasn't until 1543 CE, at the very end of his life, that Copernicus published his findings in a book called *On the Revolutions of the Celestial Spheres*. According to some accounts, Copernicus was handed the first printed copy of his book while on his deathbed. Once again the power of printing helped to spread new ideas, this time in the area of science.

Initially, Copernicus's heliocentric model did not get much attention or cause much disturbance. But a handful of European astronomers believed that Copernicus was on to something.

Greek Roots

The word *geocentric* comes from the Greek words *geo*, which means "the earth," and *kentrikos*, which means "as or of the center." So, *geocentric* means having the earth as the center. *Helios* is the Greek word for sun, so *heliocentric* means having the sun as the center.



Copernicus's
*On the
Revolutions
of the
Celestial
Spheres*,
1543 CE
edition

Johannes Kepler

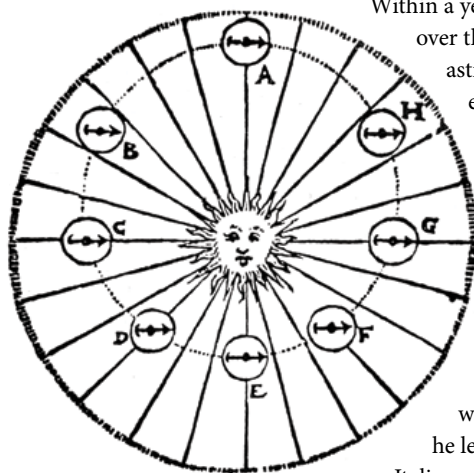
- F** German mathematician and astronomer Johannes Kepler was one of these people. While studying at the University of Tübingen in the 1590s, Kepler's mathematics professor introduced him to Copernicus's heliocentric theory. Being a mathematician, Kepler was able to understand and appreciate Copernicus's observations and calculations. Over the next few years, Kepler pursued his own studies of the night sky, eventually publishing a book, *Mysterium Cosmographicum* or *The Cosmographic Mystery*. In this book he presented a mathematical model that explained the relative distances of the planets from the sun based on his—and Copernicus's—observations.



Johannes Kepler

Kepler's book impressed another astronomer, Tycho Brahe. In 1600 CE, Brahe invited Kepler to come to Prague to help him calculate planetary orbits.

Within a year, Brahe died and Kepler took over the work. Kepler continued his astronomical observations and eventually formulated **theories** about the way the different planets orbit the sun. These theories later came to be called Kepler's laws of planetary motion.



Kepler's diagram of planetary orbits from his work *Epitome Astronomiae Copernicanae*, published between 1617–1621 CE

Most of Kepler's **contemporaries** had not changed their thinking, which is why Kepler was so excited when he learned about the discoveries of Italian astronomer Galileo Galilei.

49

- F** [Have a student read the first paragraph on page 49 aloud.]

- G** **VOC Inferential** The word *appreciate* has several different meanings. The word can mean to be grateful for something. For example, most people would appreciate it if someone held a door open for them if their hands were full of books. It can also mean to understand the worth or importance of something or someone. How is the word *appreciate* used in this paragraph?

» In this paragraph it means to understand the worth or importance of something.

Word(s)	CK Code
Pisa	/pee*zə/
Hans Lippershey	/hons/ /lip*er*shae/

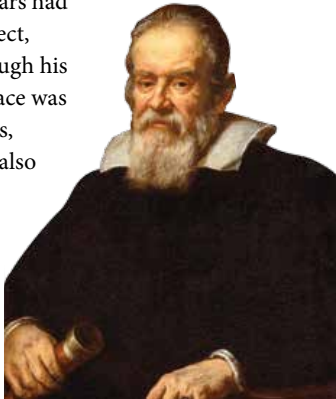
- A** [Have a student read the second paragraph on page 50 aloud.]
- B** **VOC Inferential** What word in this paragraph is a synonym for the phrase *beyond all doubt*?
» *conclusive*
- Support** *Beyond all doubt* means no one would be able to doubt or question someone’s ideas.
- C** [Have a student read aloud the last paragraph at the bottom of page 50, continuing to the end of the first full paragraph on page 51.]

Galileo and the Telescope

Born in Pisa, Italy, in 1564 CE, Galileo Galilei (many people refer to him just by his first name, Galileo) started his career thinking he might become a doctor. At the age of 17, Galileo headed off to the University of Pisa with that plan in mind. But after only a couple of years, he left medical school to study—and then later teach—mathematics.


- A** Galileo was a brilliant mathematician. He made many calculations and discoveries about how objects move. As a well-educated man, he was very familiar with the writings of Aristotle and Ptolemy and the geocentric model of the universe. But he had also read Copernicus’s book. Like Copernicus, however, Galileo recognized that no one had yet found conclusive proof that Earth and the other planets orbited the sun. At the time, Galileo was more interested in explaining how things worked on Earth, rather than out in space. But within a few years, his interests changed, thanks to a new invention.
- B**

In 1608 CE, a Dutch glassmaker named Hans Lippershey constructed one of the first telescopes. Galileo learned about the invention and very quickly improved on the design. Within a year, he was using a telescope to scan the night sky. He saw much that directly contradicted the ideas of Aristotle and Ptolemy. These ancient scholars had believed that all heavenly bodies were perfect, with smooth, unmarked surfaces. But through his telescope, Galileo saw that the moon’s surface was rough and uneven, marked with mountains, valleys, and craters. Aristotle and Ptolemy also believed the knowledge of the heavens was complete; in other words, what they could see was what existed. With his telescope, Galileo discovered four new moons orbiting Jupiter.



Portrait of Galileo Galilei by Justus Sustermans, 1636 CE

- C** In 1610 CE, Galileo published a book, *Sidereus Nuncius*, or *The Starry Messenger*, in which he described what



he had seen through his telescope. These discoveries clearly contradicted the geocentric model of the universe, and that made quite a few people nervous. Several Church scholars went so far as to say that Galileo's findings couldn't possibly be true.

Yet as use of the telescope spread, other scientists in other countries (including Kepler) made similar observations of Earth's moon and the moons of Jupiter. Encouraged, Galileo continued to study the night sky with his telescope, making discoveries and writing and speaking about them. Although Galileo was a devout Catholic, he didn't think his findings challenged the Church or the Bible. He thought science and religion answered different questions. He said the purpose of the Bible was to show "how one goes to heaven, not how the heavens go."

But that's not how the Church scholars felt who had spoken out against Galileo earlier. They labeled him a heretic and encouraged priests and monks to **condemn** him.

Galileo's early telescopes and lenses, 1609–1610 CE

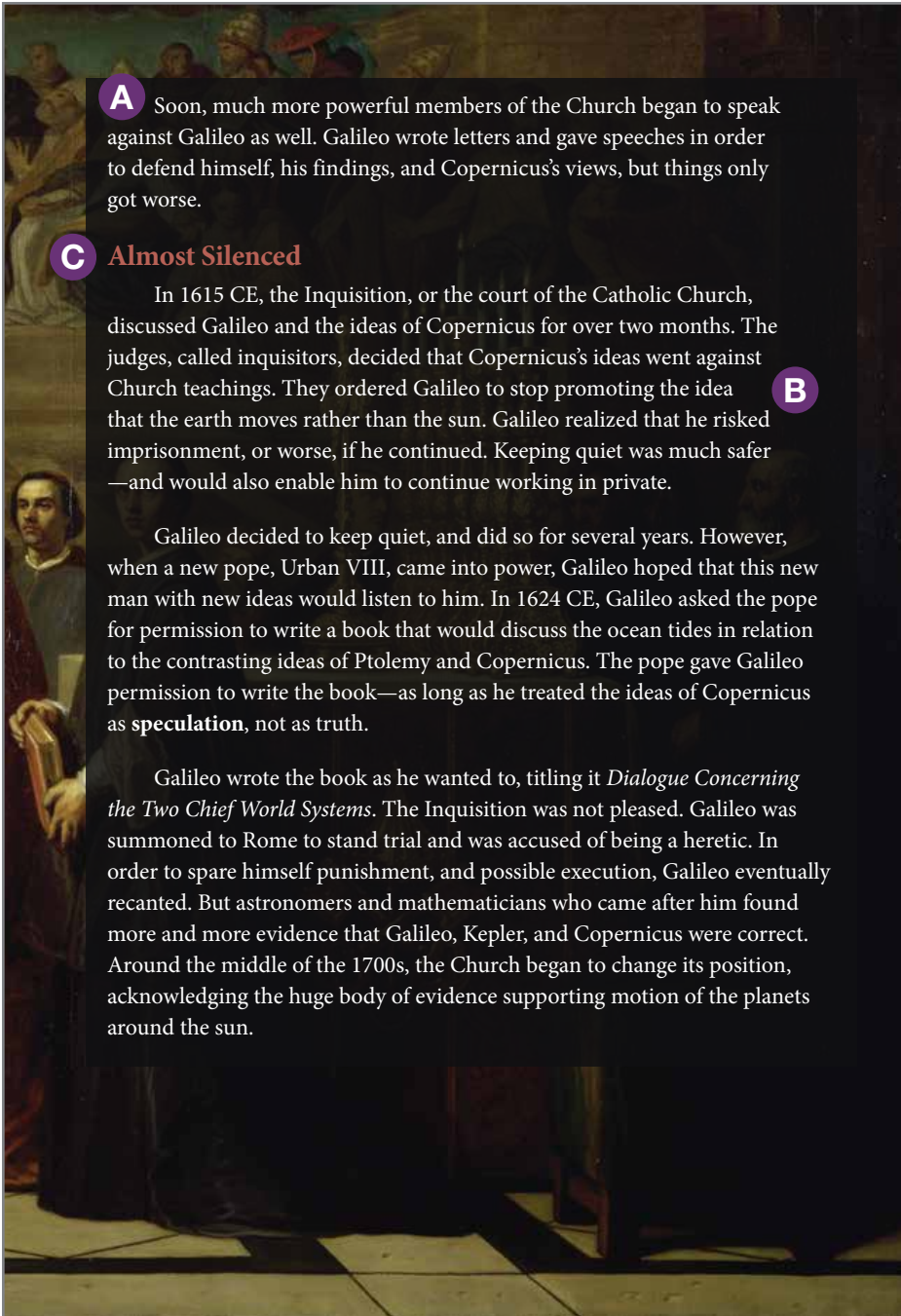
51

D *COMP Evaluative* Why might Galileo have been encouraged by other scientists making observations similar to his own?

» Answers may vary, but may include that knowing other scientists were making similar observations showed him that he may have been on to something, and was not entirely wrong.



Galileo before the Inquisition by Robert Fleury, 1847



A Soon, much more powerful members of the Church began to speak against Galileo as well. Galileo wrote letters and gave speeches in order to defend himself, his findings, and Copernicus's views, but things only got worse.

C Almost Silenced

In 1615 CE, the Inquisition, or the court of the Catholic Church, discussed Galileo and the ideas of Copernicus for over two months. The judges, called inquisitors, decided that Copernicus's ideas went against Church teachings. They ordered Galileo to stop promoting the idea that the earth moves rather than the sun. Galileo realized that he risked imprisonment, or worse, if he continued. Keeping quiet was much safer—and would also enable him to continue working in private.

B

Galileo decided to keep quiet, and did so for several years. However, when a new pope, Urban VIII, came into power, Galileo hoped that this new man with new ideas would listen to him. In 1624 CE, Galileo asked the pope for permission to write a book that would discuss the ocean tides in relation to the contrasting ideas of Ptolemy and Copernicus. The pope gave Galileo permission to write the book—as long as he treated the ideas of Copernicus as **speculation**, not as truth.

Galileo wrote the book as he wanted to, titling it *Dialogue Concerning the Two Chief World Systems*. The Inquisition was not pleased. Galileo was summoned to Rome to stand trial and was accused of being a heretic. In order to spare himself punishment, and possible execution, Galileo eventually recanted. But astronomers and mathematicians who came after him found more and more evidence that Galileo, Kepler, and Copernicus were correct. Around the middle of the 1700s, the Church began to change its position, acknowledging the huge body of evidence supporting motion of the planets around the sun.

A [Have a student read page 53 aloud.]

B **VOC Inferential** *Promote* means to make people aware of something and convince them of something. Based on the way in which it is used in the paragraph, what does the following sentence mean: *They ordered Galileo to stop promoting the idea that the earth moves rather than the sun?*

» It means the Inquisition ordered Galileo to stop trying to make people aware of his idea that the earth moves rather than the sun, and stop trying to convince people his idea was correct.

C **COMP Evaluative** Why do you think this section is called “Almost Silenced”?

» Although Galileo was silenced by the Inquisition and recanted his views, he was eventually proven correct, and the Church later acknowledged the heliocentric model was correct. Therefore, Galileo was silenced for a time, but not forever.

Discuss the Chapter and Wrap Up the Lesson

10 minutes

- Use the following question to discuss the chapter.

1. *Inferential Think Pair Share* Describe the relationships between Copernicus, Kepler, Galileo, and the Church during the Reformation.

» Answers may vary, but should include that Copernicus was among the first to question the geocentric model of the universe, and Kepler took his theory and provided a mathematical support for it. Later, Galileo used a telescope to support and expand on Kepler's theories. At first, the Church resisted accepting the theories of Copernicus, Kelper, and Galileo, but later, after a large body of evidence supported the heliocentric model, it accepted that view.

- Have several pairs of students share their responses to the *Think Pair Share* question.

Word Work: Contemporary

5 minutes

1. In the chapter you read, "Most of Kepler's contemporaries had not changed their thinking . . ."
2. Say the word *contemporary* with me.
3. A contemporary is a person living in the same time period and/or who is the same age as another person.
4. Martin Luther and Nicolaus Copernicus were contemporaries, because both were born in the mid-1400s.
5. Who are some of your contemporaries? Be sure to use the word *contemporary* in your response. [Ask two or three students to use the target word in a sentence. If necessary, guide and/or rephrase students' responses to make complete sentences: "_____ is a contemporary of mine."]
6. What part of speech is the word *contemporary*?
» noun

[Use a *Discussion* activity for follow-up.] You recently read about many people who were important in Europe in the Renaissance movement. Discuss with your partner the contributions made by these people who were contemporaries of one another. Be sure to use the word *contemporary* in complete sentences as you discuss this with your partner.

WRITING

45 minutes

Create a Slide Presentation

Review

5 minutes

- Review Activity Page 7.4, and discuss any overarching problems or successes you noticed.
- Remind students that slide presentations share many common elements with essays.
- Essays use a thesis and topic sentence(s) to structure the main ideas clearly and logically.
- Similarly, a slide presentation uses an introduction slide (similar to a thesis statement) and slide titles (similar to topic sentences) to organize information.

Support Remind students that they learned the meaning of the word *thesis* in an earlier lesson. (a statement or idea) Based on that definition, ask students what a thesis statement in an essay or slide presentation is. (the main idea of the essay or presentation)

- Remind students that the slides they create should be organized by theme and sequence.
- Explain that the introduction slide announces the main theme. Explain that *theme* also refers to the subject or topic on each slide. All slides should relate clearly to the introduction slide.
- Explain that *sequence* refers to the overall structure of the presentation and the material on each slide.

Create Introduction and Conclusion Slides

15 minutes

- Have students turn to Activity Page SR.2, and remind them to refer to the rubric as they work.
- Tell students they will create their introduction and conclusion slides, and will choose images for their slides.
- Have students read the “Introduction” section in the “Exemplary” column, and tell them these are the goals they should keep in mind when creating their slides.
- Remind students that the introduction slide should have a catchy title about the main theme of the presentation, just like in an essay. Remind students that the title of the sample slide presentation displayed yesterday was “The Reformation: Ideas That Rocked the World.”
- Note that the introduction slide will not have bullet points like the body slides they worked on in the last lesson.

Materials

- Activity Pages 7.4, SR.2
- image bank

Note

Have students create the introduction and conclusion slides in the same format they used to create the body slides, either on paper or using the computer.

- Tell students they will create a conclusion slide as well. Remind them the conclusion should contain a memorable fact, image, or observation.
- Have students work independently to create the titles and text for their introduction and conclusion slides using Activity Page 7.4.
- Have students read their introduction slide to a partner. Then, the partner should guess what the body slides will discuss, based on the introduction slide.
- Tell students if their partner guessed correctly, they have likely created an organized presentation so far. Tell students if their partner guessed incorrectly, they may wish to revise the introduction slide to more clearly reflect what is discussed in the body slides.

Choose Images for Slides

25 minutes

- Have students refer to Activity Page SR.2 for guidelines on choosing images that contribute to the meaning of the text.
- Direct students' attention to the Sample Slide Presentation to illustrate how the images support and add to the ideas presented in the text.
- Explain to students that you have already gathered images they may use in their slides. Explain to students how and where you found the images.
- Using the image bank you created, have students choose one image for each slide. Remind students that the images should match or complement the text on the slide.
 - If students have created their slide presentation on the computer, direct them to copy and paste image files onto the slides.
 - If students have created their slide presentation on paper, have them cut out and glue images to their slides.
- If time permits, students may choose more than one image per slide.
- Circulate among students, guiding and supporting students with their image choices and showing them how to insert images into the slides, if necessary.

Support If students are struggling to find images, allow them to use the ones found in the Sample Slide Presentation on display.

- Collect completed slide presentations to evaluate using the Slide Presentation Rubric and the Slide Presentation Editing Checklist found in Teacher Resources.

Lesson 9

Unit 6: The Reformation

CORE CONTENT OBJECTIVES

Students will:

- ✓ Identify Ignatius of Loyola as an important Catholic reformer
- ✓ Describe how the Catholic Church responded to the Protestant Reformation movement
- ✓ Describe the impact of both the Protestant and Catholic Reformations on Europe

LESSON AT A GLANCE	TIME	MATERIALS
Reading		
Small Group: Chapter 6 “The Catholic Church Responds”	40 min.	Shifts in Power; Activity Pages 9.1, 9.2
Word Work: Revitalize	5 min.	
Grammar		
Review Correlative Conjunctions	15 min.	Correlative Conjunctions Poster; Activity Page 9.4
Morphology		
Practice Suffix –ist	15 min.	Activity Page 9.5
Spelling		
Practice Spelling Words	15 min.	Activity Pages 9.6, SR.1
Take-Home Material		
Reading; Grammar	*	Activity Pages 9.3, 9.4

Primary Focus of Lessons

Reading: By the end of this lesson, students will be able to explain how the Catholic Church responded to the Protestant Reformation movement.

Grammar: By the end of this lesson, students will have reviewed how correlative conjunctions work together, and they will correctly use correlative conjunctions in sentences.

Morphology: By the end of this lesson, students will have gained additional practice distinguishing between root words and words with the suffix –ist, and they will correctly use those words in sentences.

Spelling: By the end of this lesson, students will have gained additional practice spelling targeted words.

ADVANCE PREPARATION

Reading

- Write the purpose for reading on the board/chart paper. Alternatively, you may access a digital version of this and The Big Question in the digital components for this unit.

Read to learn how the Catholic Church responded to the Protestant Reformation.

Grammar

- Create and display an enlarged version of the Correlative Conjunctions Poster. Alternatively, you may access a digital version of this in the digital components for this unit.

Correlative Conjunctions	Function	Example
either/or	alternative	During the weekend, Alisha likes to either go swimming or play basketball.
neither/nor	alternative	Alisha neither likes spiders nor does she like scary stories.
both/and	addition	Both Devon and Nadia are Alisha’s good friends.
not only/but also	addition	Alisha is not only active, but also smart.

- Plan to have students work in pairs for the interview activity in this lesson.

READING

45 minutes

Small Group: Chapter 6
“The Catholic Church Responds”

40 minutes

Introduce the Chapter

5 minutes

- Tell students they will read Chapter 6, “The Catholic Church Responds.”
- Have students turn to the table of contents, locate the chapter, and then turn to the first page of the chapter.
- Preview the core vocabulary words before reading the chapter.
- Begin by telling students the first vocabulary word they will encounter in this chapter is *embrace*.

Materials

- *Shifts in Power*
- Activity Pages 9.1, 9.2

- Have them find the word on page 54 of the Reader. Explain that each vocabulary word is bolded the first time it appears in the chapter.
- Explain that the glossary contains definitions of all the vocabulary words in this Reader. Have students refer to the glossary at the back of the Reader, locate *embrace*, and then have a student read the definition.
- Explain the following:
 - The part of speech follows each word in an abbreviated format as follows: noun–*n.*; verb–*v.*; adjective–*adj.*; adverb–*adv.*
 - Alternate forms of the word appearing in the chapter may follow the definition. They may be a different part of speech than the original word.
- Have students reference Activity Page 9.1 while you read each word and its meaning noting that:
 - The page number (for the first occurrence of the word in the chapter) appears in bold print after the definition.
 - Words are listed in the order in which they appear in the chapter.

1. **embrace, v.** to welcome wholeheartedly (**embraced**) (54)
2. **convert, n.** a person who has changed his or her beliefs or changed religions (**converts**) (54)
3. **cardinal, n.** a leader in the Catholic Church who is chosen by the pope (**cardinals**) (54)
4. **order, n.** a religious group with specific beliefs and practices (**orders**) (54)
5. **calling, n.** a strong urge to pursue a specific profession or way of life (56)
6. **spiritual, adj.** of or related to religious beliefs and feelings (56)
7. **decree, n.** an official order that must be followed (**decrees**) (58)
8. **revitalize, v.** to give life to or energize again (**revitalizing**) (58)
9. **censor, v.** to examine and control the content of materials (**censored**) (60)
10. **immoral, adj.** going against the principles of right and wrong that are generally accepted by most members of a group (61)
11. **persecute, v.** to treat someone unfairly or cruelly because of his or her religious beliefs (**persecuted**) (61)

Note

This is the noun form of *convert*, so stress the first syllable, *con-* when saying it aloud.

Vocabulary Chart for Chapter 6 “The Catholic Church Responds”		
Vocabulary Type	Tier 3 Domain-Specific Words	Tier 2 General Academic Words
Core Vocabulary	convert cardinal order spiritual persecute	embrace calling decree revitalize censor immoral
Spanish Cognates for Core Vocabulary	cardenal espiritual	revitalizer censurar immoral
Multiple-Meaning Core Vocabulary Words	cardinal order	calling
Sayings and Phrases	laid plans for called by God reverted back to rooting out	

- Read the purpose for reading from the board/chart paper:

Read to learn how the Catholic Church responded to the Protestant Reformation.

- Have one student read The Big Question at the beginning of the chapter. Ensure students understand the meaning of The Big Question before reading the chapter.

How did the Catholic Church respond to the Protestant Reformation movement?

Establish Small Groups

- Before establishing small groups, review Activity Page 9.2 with the whole class by reading the directions aloud.
- Explain to students that they will be taking notes on the cause, actions, and outcomes of the Catholic Reformation.
- Encourage students to use the vocabulary words listed at the side of each box in that box’s notes.
- Tell students to record the page containing the text supporting their notes.

Before reading the chapter, divide students into two groups using the following guidelines:

- ⚙ **Small Group 1:** This group should include students who need extra scaffolding and support to read and comprehend the text. Use the guided reading supports to guide students through reading the text. This is an excellent time to make notes in your anecdotal records. Students will complete the chart on Activity Page 9.2 with your support during reading.

Note

Students will take open-ended notes on Activity Page 9.2. This note-taking form is deliberately less scaffolded than forms used in earlier units in Grade 5 as students should begin to assume more responsibility for parsing appropriate notes from the text.

🔄 **Small Group 2:** This group should include students who are capable of reading and comprehending text without guided support. As noted earlier in this unit, we encourage you to vary how you assign students to read independently or with partners. Likewise, you may want to ask some or all students to complete Activity Page 9.2 independently, which can then be used as a formative assessment to determine how well each student understood what was read. Make arrangements to check that students in Small Group 2 have answered the questions on Activity Page 9.2 correctly. You may choose to do one of the following to address this:

Over the course of the year, students may change groups, depending on individual students' needs.

Read "The Catholic Church Responds"

25 minutes

The following guided reading supports are intended for use with Small Group 1. Guided reading supports in brackets are intended to guide you in facilitating discussion and should not be read verbatim to students. Guided reading supports not in brackets should be read aloud verbatim.

Word(s)	CK Code
Jesuits	/jez*oo*its/
Ignatius	/ig*nae*shəs/
Loyola	/loi*oe*lə/

A [Have students read the first four paragraphs on page 54 silently.]

B Inferential What was the religion of western Europe before and after Martin Luther wrote the Ninety-Five Theses?

» Before the Ninety-Five Theses, western Europe was united by Catholicism. After the Ninety-Five Theses, Europe was divided between Protestantism and Catholicism.

C Support The word *counter* has several different meanings. It can refer to a high, flat surface at which people prepare food, eat, or do business. It can also mean to oppose or to do something in response to something else. What does the word *counter* mean in this context?

» to oppose or to do something in response to something else

D [Have students read the rest of page 54 and page 55 silently.]

E Literal What action did Pope Paul III take at the start of the Catholic Reformation/Counter-Reformation?

» He appointed a group of cardinals to identify what was right and what needed to be reformed in the Catholic Church.

[Have students record notes in the “Actions” box of Activity Page 9.2. Encourage students to try to use vocabulary from the side of the box in their notes. Have students record the pages containing text that supports their notes.]

Chapter 6

The Catholic Church Responds

THE BIG QUESTION
How did the Catholic Church respond to the Protestant Reformation movement?

A In the early 1500s, probably no one—not even Martin Luther—imagined how much Europe would change as a result of the Reformation. But as the religious reform movement gained strength, many people left the Catholic Church and **embraced** the teachings of various Protestant reformers.

Before Luther wrote his Ninety-Five Theses, western Europe had been largely united by a single religion: Catholicism. After Luther, northern and northwestern Europe became strongholds for Lutheran, Calvinist, and other Protestant believers. Southern Europeans, especially those in Spain, France, and Italy, remained primarily Catholic. By the 1530s, Europe was deeply divided by religion.

As the number of **converts** to Protestantism grew, leaders in the Catholic Church realized they needed to take action. The Catholic Church’s response to the Reformation is called the Catholic Reformation, or the Counter-Reformation. It opposed, or countered, the Protestant-driven Reformation.

Several popes were involved with the Catholic Reformation, but the man who started things moving was Pope Paul III.

D The Catholic Reformation Gets Underway

In 1536 CE, Pope Paul III appointed a group of **cardinals** to investigate what was right—and wrong—with the Church. The cardinals identified many problems. These included corrupt practices such as issuing indulgences for money. Their findings also revealed a relatively uneducated priesthood, and monasteries and religious **orders** that were not following Church teachings.

After considering the cardinals' report, the pope and his advisors laid down plans for reform. They decided to focus on weeding out corrupt practices within the Church. They saw the need to more clearly state Catholic beliefs and teachings. They also hoped to halt the spread of Protestantism and bring former Catholics back into the faith.

The goals seemed clear. Now the challenge was to accomplish them.

Ignatius of Loyola and the Jesuits

One of the first things Pope Paul III did was to encourage new religious orders within the Church to help promote reform. Perhaps the most influential of these Catholic organizations was the Society of Jesus, or the Jesuits, as they were also known. Ignatius of Loyola, a Spanish priest, had founded the Jesuits several years earlier.



Ignatius as a soldier at the Battle of Pamplona in 1521 CE

Ignatius had taken a long and unusual path to the priesthood. Born in 1491 CE—the year before Christopher Columbus sailed for the New World—he had spent his early adult years in the Spanish military. While defending a Spanish fort from an invading French army, Ignatius was hit by a cannonball.

The cannonball shattered the bones in one of his legs. His recovery was slow and painful. He was forced to spend a lot of time lying down while his leg healed. To pass the days, Ignatius read. However, the only available reading materials in the place where he was recovering were religious books. There was an illustrated book that told the story of Christ's life and a book about Catholic saints.

F *Inferential* What was the cause of the Catholic Reformation/Counter-Reformation?

- » The Catholic Church saw a need to more clearly state its beliefs and teachings and to root out corrupt practices; many people converted to Protestantism as a result of the Protestant Reformation and the Catholic Church wanted to bring people back to Catholicism.

[Have students record notes in the “Cause” box of Activity Page 9.2.]

G *Inferential* What is the relationship between the Society of Jesus and the Catholic Reformation?

- » At the beginning of the Catholic Reformation, Pope Paul III encouraged new religious orders, and the Society of Jesus became one of the most influential of these orders.

[Have students record notes in the “Actions” box of the activity page.]

A [Have students read pages 56 and 57 silently.]

B *Evaluative* What did Martin Luther and Ignatius have in common?

- » They were both priests; both wrote religious texts; both were reformers; both started out in different professions but were inspired to be priests by difficult life events.

Support How did Ignatius decide to become a priest?

- » He hurt his leg in battle, and while he was recovering he read many religious books. He felt he was being called by God to live the life of a priest performing good works.

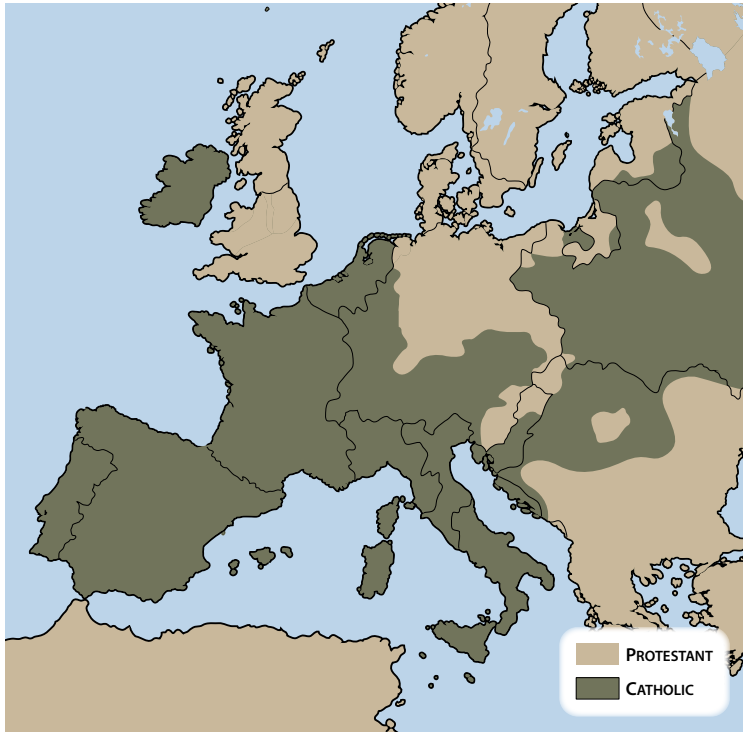
A As Ignatius read, he felt he was being called by God to a new life of good works. After his leg healed, he left the military and studied to become a priest.

While studying for the priesthood, Ignatius kept detailed journals in which he wrote about the challenges of his new **calling**. Later in life, he turned his journals into an inspirational text called *Spiritual Exercises*, complete with prayers and meditations. Ignatius thought the book might help guide others on their own **spiritual** journeys. *Spiritual Exercises* became quite popular and was translated into many different languages.

Ignatius was elected the first leader of the Society of Jesus, after it officially became a Catholic religious order. He counseled his fellow Jesuits to serve “without hard words or contempt for people’s errors.” Ignatius died in 1556 CE. He was declared a saint by the Catholic Church in the early 1600s, and so became St. Ignatius of Loyola. **B**



Ignatius of Loyola



Ireland and southern European countries remained primarily Catholic.

C How did the Jesuits help the Catholic Reformation? They worked to revive Catholicism in Europe and spread the faith to the New World. The members of the Jesuit order were well-educated. They were dedicated to teaching as well as preaching, and they built many schools and universities. Jesuits became tutors to the children of princes and noblemen in many European countries. Jesuits traveled far and wide as missionaries, bringing education and Catholic beliefs to the Americas and parts of Asia. Although the Catholic Church had lost power and influence in Europe during the Reformation, the Jesuits helped the Church regain some of what had been lost. They also helped the Church grow in parts of the world beyond Europe.

57

C Inferential How did Ignatius and the Jesuits help the Catholic Reformation/Counter-Reformation?

» They worked to revive Catholicism in Europe; they built schools and universities to educate people; and they traveled far and wide as missionaries to spread Catholicism in Europe and to the rest of the world.

[Have students record notes in the “Actions” box of Activity Page 9.2.]

A [Have students read page 58 silently.]

B *Literal* Why did Pope Paul III call together the Council of Trent?

- » to decide how to respond to the Protestant Reformation and how to reform the Catholic Church

Support Based on the text, what is a *council*?

- » a group of important people who meet and make decisions

[Have students record notes in the “Actions” box of Activity Page 9.2.]

C *Inferential* What was the outcome of the Council of Trent?

- » It helped revitalize and unify the Catholic Church and brought some countries (Austria, Poland, part of Germany) back to Catholicism.

[Have students record notes in the “Outcomes” box on Activity Page 9.2.]

A Council of Trent

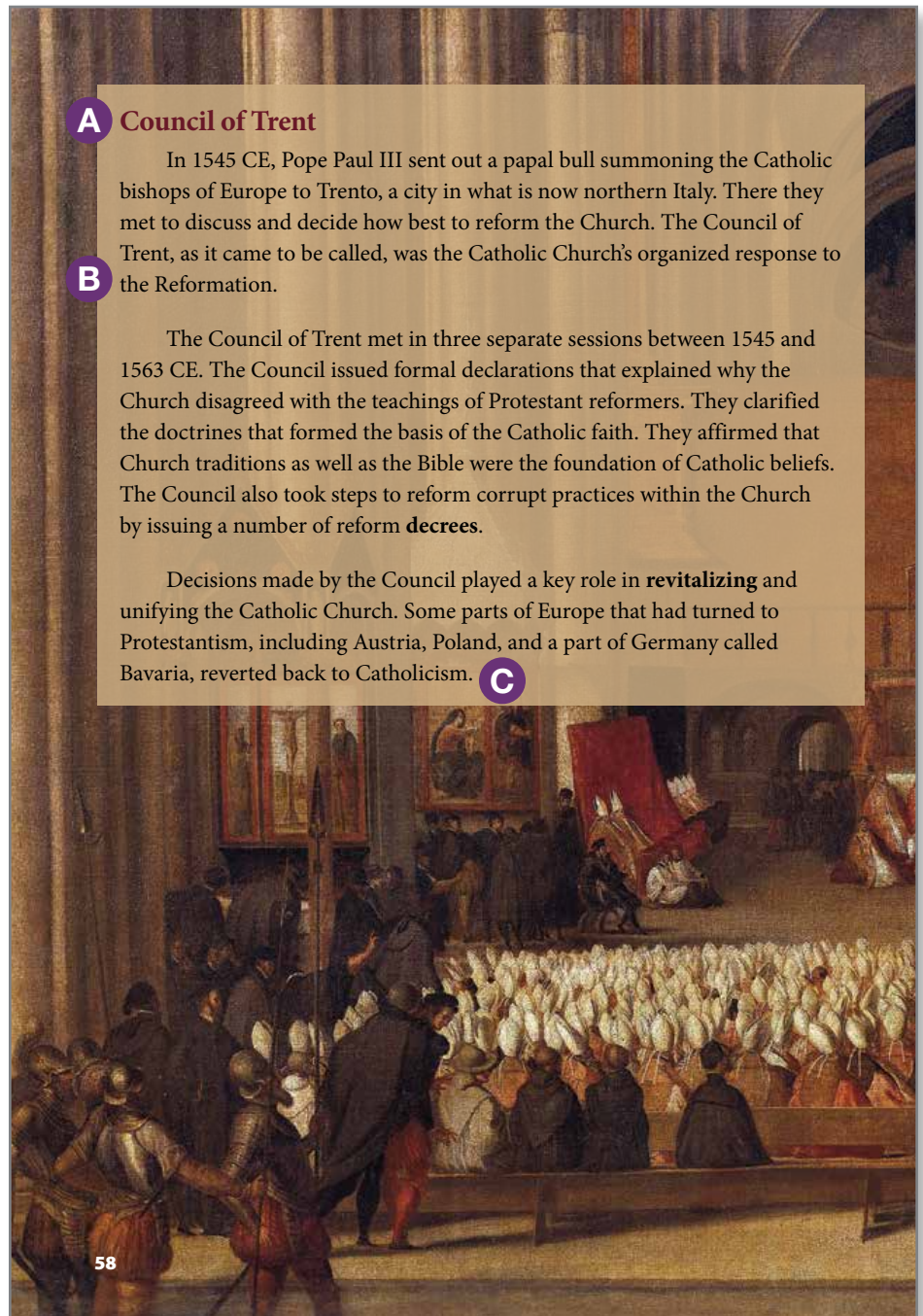
In 1545 CE, Pope Paul III sent out a papal bull summoning the Catholic bishops of Europe to Trento, a city in what is now northern Italy. There they met to discuss and decide how best to reform the Church. The Council of Trent, as it came to be called, was the Catholic Church's organized response to the Reformation.

B

The Council of Trent met in three separate sessions between 1545 and 1563 CE. The Council issued formal declarations that explained why the Church disagreed with the teachings of Protestant reformers. They clarified the doctrines that formed the basis of the Catholic faith. They affirmed that Church traditions as well as the Bible were the foundation of Catholic beliefs. The Council also took steps to reform corrupt practices within the Church by issuing a number of reform **decrees**.

Decisions made by the Council played a key role in **revitalizing** and unifying the Catholic Church. Some parts of Europe that had turned to Protestantism, including Austria, Poland, and a part of Germany called Bavaria, reverted back to Catholicism.

C



Council of Trent, December 1563 CE



A [Have students read page 60 and the first two paragraphs on page 61 silently.]

A Other Actions of the Council

In Chapter One, you read about Johann Gutenberg and the invention of a printing press. By the early 1500s, hundreds of thousands of books and pamphlets were in print and being read by Europeans. Leaders of the Catholic Church recognized the power of the printed word. In an attempt to stop the spread of anti-Catholic writings, the Council of Trent decided to try to control what Catholics were allowed to read. The Council had Church leaders review new publications. If those materials went against Church teachings, they were **censored**.



Burning of heretical books by Pedro Berruguete

Furthermore, the Council created the *Index of Forbidden Books*, a list of publications that were banned, or forbidden. By creating the index, the Church hoped to keep heretical or what they considered **immoral** writings from corrupting the minds of its faithful followers. Nearly all books written by Protestants were banned. Even the writings of some reform-minded Catholics, such as Desiderius Erasmus, were banned as well. Anyone caught reading, selling, or owning a banned book faced punishment. **B**

Pope Paul III also revived the Inquisition as part of the Church's response to the Reformation. As you have discovered, the Inquisition was the court system of the Catholic Church. It was tasked with rooting out heresy. The *Index of Forbidden Books* and the Inquisition were the two primary tools that the Church used to counteract Protestant ideas.

C Results of the Reformations

By the second half of the 1500s, many of the problems in the Catholic Church that had triggered the Reformation had been corrected or greatly reduced. The Council of Trent had purged the Church, leaving it stronger and more united. However, it was clear that Catholic and Protestant sects, though now reconciled on some issues, would never be united again. **D**

The Reformation and the Catholic Reformation left Christians in Europe bitterly divided. In Catholic-controlled areas, Protestants were **persecuted** as heretics. In Protestant strongholds, Catholics were persecuted with equal brutality. Some conflicts flared into terrible wars that lasted many years. In fact, these two religious reformations sparked many years of warfare in Europe.

But there also were positive outcomes as a result of these two reform movements. Ordinary people—not just the wealthy nobility—had access to Bibles and other texts that were printed in their native language. To some extent, people had a choice about which religion they could follow. They were able to associate more freely with others who shared the same beliefs. Kings gained greater control over their kingdoms. And over time, their subjects began to identify more with countries and empires rather than with a particular religion. **E**

61

B Inferential How did the Catholic Church respond to the impact of Gutenberg's printing press?

- » The Church responded by censoring printed materials they deemed immoral or against Church doctrine and by creating the *Index of Forbidden Books*, which listed books that were banned. Its goal was to keep heretical ideas from spreading. The Church also revived the Inquisition to try people for heresy.

Support What impact did Gutenberg's printing press have on the Catholic Church?

- » Gutenberg's printing press allowed many anti-Catholic writings to be printed quickly and cheaply, and be distributed widely.

[Have students record notes in the "Actions" box on Activity Page 9.2.]

C [Have students read the rest of page 61 silently.]

D Literal As a result of the Catholic Reformation/Counter-Reformation, what was the condition of the Catholic Church in the second half of the 1500s?

- » It was stronger and more united, but any hope of unifying into a single Church was lost.

[Have students record notes in the "Outcomes" box on Activity Page 9.2.]

E Evaluative Pretend you are an ordinary person living in Europe in the second half of the 1500s. What is life like for you? Use evidence from the text to support your answer.

- » My fellow people are divided between Catholicism and Protestantism, and they fight with each other constantly. I can also now read the Bible because it has been printed in the language I know instead of Latin. To some extent, I feel like I can choose my own religion. I can associate more freely with others who share my beliefs. I feel people are starting to identify more with the country where we live rather than with a religion.

Note

Activity Page 9.2 relates to The Big Question of the chapter.

Discuss the Chapter and Wrap Up the Lesson

10 minutes

- As a class, review students' notes on Activity Page 9.2. Check that students understand the cause, actions, and outcomes of the Catholic Reformation/Counter-Reformation.
- On the back of Activity Page 9.2, have students write a paragraph summarizing the Catholic Reformation/Counter-Reformation. Encourage students to use their notes from Activity Page 9.2 to help them write the paragraph. Remind students to include the cause, actions, and outcomes of the Catholic Reformation/Counter-Reformation.
- Students who finish the summary paragraph may go on to answer the Challenge question.
- When students are finished, call on a few to share their responses with the class.
- Collect Activity Page 9.2 to review and grade at a later time.
- Have students take home Activity Page 9.3 to read to a family member. Explain that they are rereading this portion of the text for fluency, so they should read through it at least once from beginning to end without stopping.

Word Work: Revitalize

5 minutes

1. In the chapter you read, "Decisions made by the Council played a key role in revitalizing and unifying the Catholic Church."
2. Say the word *revitalize* with me.
3. *Revitalize* means to give fresh life to or reenergize something.
4. *Revitalize* has a Latin root word and prefix. *Vita* means "life" in Latin. The prefix *re-* means "to do again." If you know the meaning of the prefix and root, you can figure out the meaning of *revitalize*: to give life to again. When Lauren is exhausted at half time in her soccer games, she depends on a bottle of water and an orange slice to revitalize her.
5. What are some other examples of people or things that can be revitalized? Be sure to use the word *revitalize* in your response. [Ask two or three students to use the target word in a sentence. If necessary, guide and/or rephrase students' responses to make complete sentences: "_____ is revitalized by _____."]
6. What part of speech is the word *revitalize*?
» verb

[Use a *Discussion* activity for follow-up.] Talk with your partner about something in our school or in your neighborhood you would like to revitalize, and how you would give new life to it. For example, I would like to revitalize the plain wall just outside our door by putting new student artwork on display. Be sure to use the word *revitalize* in complete sentences as you discuss this with your partner.

GRAMMAR

15 minutes

Review Correlative Conjunctions

- Remind students that they have learned about sets of words that go together called *correlative conjunctions*.
- Write *correlative* on the board. Circle ‘co’. Tell students that co– means “together.” Correlative conjunctions are words that work together in pairs to relate one part of a sentence to another part of that sentence.
- Refer to the Correlative Conjunctions Poster you prepared in advance. Explain that the examples listed are just four examples of correlative conjunctions that are commonly used. There are other correlative conjunctions, but they will not be discussed in this lesson.
- Have different students read the example sentences on the poster. After each sentence, discuss the following about each correlative conjunction:
 - The correlative conjunction *either/or* shows an alternative. Alisha likes to go swimming or play basketball.
 - The correlative conjunction *neither/nor* also shows an alternative but both alternatives are negative. Alisha does not like spiders or scary stories.
 - The correlative conjunction *both/and* shows addition by adding two subjects or objects together. Devon and Nadia are Alisha’s good friends.
 - The correlative conjunction *not only/but also* shows addition by adding two nouns, two verbs, or two adjectives together. Alisha is active and smart.
- Have students turn to Activity Page 9.4. Tell students that they will interview their partner using questions 1–3 on the activity page. Then, for homework, they will use the information from the interview to answer questions 4 and 5. Question 5 asks students to write a paragraph about their partner. Tell students they will use all four correlative conjunctions in their paragraph.
- Be sure students are able to complete the interview questions during the lesson time. Have students take Activity Page 9.4 home to finish writing their paragraph for homework.

Materials

- Correlative Conjunctions Poster
- Activity Page 9.4

MORPHOLOGY

15 minutes

Practice Suffix –ist

- Refer to the Suffixes Poster and remind students that a suffix is a syllable or syllables placed at the end of a root word to change the word’s meaning and/or to form a different word.
- Point to the suffix –ist and ask students to read what it means. (a person who)

Materials

- Activity Page 9.5

- Have students turn to Activity Page 9.5. Read the directions for each section with students and complete the first item together. Then have students complete the rest of the activity page independently, or in pairs if you prefer. Note that the **Challenge** question has a new word students haven't practiced before.
- Circulate around the room to check in with students as they complete the rest of the activity page.

SPELLING

15 minutes

Practice Spelling Words

- Tell students they will practice writing the spelling words. Remind them to use the Individual Code Chart on Activity Page SR.1 as they practice.
- Have students turn to Activity Page 9.6, explaining that the spelling words are listed in the word bank on the activity page and on the board/chart paper from Lesson 6.
- Have students read sentence 1 silently and fill in the blank. After students complete sentence 1, call on one student to read the sentence aloud with the spelling word in the blank. (*immobile*)
- Ask students if anyone had a different answer. Discuss the correct answer to ensure students understand why it is correct.
- Have students check their spelling with the spelling in the word bank at the top of the activity page, make corrections if needed, and then turn their page over.
- Have students say, spell, and say the word again without looking at their paper. Students may close their eyes, look up at the ceiling, or trace on the back of their paper with their finger to help them visualize the spelling as they spell with you.
- Turn the page over and repeat the steps for the remaining items.
- As time allows, complete the say, spell, say the word again step for the unused words: *independent*, *incomplete*, and *exclude*.
- Then, students may work independently to write their own sentences.
- Remind students to study the spelling words for the spelling assessment in the next lesson.
- Collect completed Activity Page 9.6 to review and grade at a later time.

Materials

- Activity Pages 9.6, SR.1

TAKE-HOME MATERIAL

Reading; Grammar

- Have students take home Activity Page 9.3 to read for fluency.
- Have students take home Activity Page 9.4 to complete for homework.

Materials

- Activity Pages 9.3, 9.4

Lesson 10

Unit 6: The Reformation

LESSON AT A GLANCE	TIME	MATERIALS
Spelling Assessment	15 min.	Activity Page 10.1
Unit Assessment Unit Assessment	75 min.	Activity Page 10.2
Optional Fluency Assessment	*	Student Copy of Fluency Assessment text; Recording Copy of Fluency Assessment text, one for each student; Fluency Scoring Sheet, one for each student

ADVANCE PREPARATION

Spelling

- Erase or cover the list of spelling words prior to the assessment.

Unit Assessment

- Determine how many students will be assessed for fluency, and make that number of copies of the Recording Copy of “Galileo” and the Fluency Scoring Sheet.

Fluency (optional)

- If students were assigned a selection from the *Fluency Supplement*, determine which students will read the selection aloud and when. See the Unit 1 Teacher Guide introduction for more information on using the *Fluency Supplement*.

Grammar

- Collect Activity Page 9.4 to review and grade as there is no grammar lesson today.

Materials

- Activity Page 10.1

SPELLING

15 minutes

Assessment

- Have students turn to Activity Page 10.1 for the spelling assessment.
- Using the following list, read the words one at a time in the following manner: Say the word, use it in a sentence, and then repeat the word.
- Tell students that at the end you will review the list once more.

- Remind students to pronounce and spell each word syllable by syllable.

1. exclude	The teacher reminded us not to <u>exclude</u> any commas in our lists.
2. independent	The city-states were <u>independent</u> from each other.
3. incorrect	He double-checked his work to make sure none of his answers were <u>incorrect</u> .
4. impatient	It is difficult not to get <u>impatient</u> while waiting in a long line.
5. excavate	The crew is being very careful as they <u>excavate</u> the dinosaur bone.
6. exterior	After the storm, the <u>exterior</u> of the building was damaged and had to be repaired.
7. incomplete	My science project is <u>incomplete</u> because I have not yet added charts to explain my experiment.
8. immobile	The car had two flat tires and was <u>immobile</u> .
9. export	The farmers <u>export</u> grapes to another country.
10. immeasurable	Galileo's love for science was <u>immeasurable</u> .
11. indefinite	Scientists warn that the findings of their study are still <u>indefinite</u> and further research is necessary.
12. impossible	It is <u>impossible</u> to learn to swim if you do not get into the water and try.

- After reading all of the words, review the list slowly, reading each word once more.
- Have students write the following sentence as dictated.

The exterior walls of the large palace seemed immeasurable to the young child.

- Repeat the sentence slowly several times, reminding students to check their work for appropriate capitalization and punctuation.
- Collect all spelling assessments to grade later. Use of the template provided at the end of this lesson is highly recommended to identify and analyze students' errors.

Note

This is a good opportunity to use the Tens scoring system to gather formative assessment data. Information about the Tens scoring system appears in the Yearlong Teacher Resources.

UNIT ASSESSMENT

75 minutes

Unit Assessment

- Make sure each student has a copy of Activity Page 10.2. You may have collected this activity page from students at the beginning of the unit.
- Tell students they will read two selections, answer questions about each, and respond to a writing prompt. In the next sections, they will answer grammar and morphology questions evaluating the skills they have practiced in this unit.

Materials

- Activity Page 10.2

Note

This is a good opportunity to use the Tens scoring system to gather formative assessment data. Information about the Tens scoring system appears in the Yearlong Teacher Resources.

- Encourage students to do their best.
- Once students have finished the assessment, encourage them to review their papers quietly, rereading and checking their answers carefully.
- Circulate around the room as students complete the assessment to ensure everyone is working individually. Assist students as needed, but do not provide them with answers.

Reading Comprehension

The reading comprehension section of the Unit Assessment contains two selections and accompanying questions. The first selection is about the causes and outcomes of the Reformation, and the second selection is about Henry VIII.

These texts were created using guidance from the Common Core State Standards (CCSS) and recommendations from Student Achievement Partners (AchievetheCore.org). These texts are considered worthy of students' time to read and meet the expectations for text complexity at Grade 5. The texts feature core content and domain vocabulary from the *The Reformation* unit that students can draw on in service of comprehending the text.

The questions pertaining to these texts are aligned to the CCSS and are worthy of students' time to answer. Questions have been designed so they do not focus on minor points in the text, but rather, they require deep analysis. Thus, each item might address multiple standards. In general, the selected-response items address Reading standards and the constructed-response items address Writing standards. To prepare students for CCSS-aligned assessments, such as those developed by the Partnership for Assessment of Readiness for College and Careers (PARCC) and Smarter Balanced, some items replicate how technology may be incorporated in those assessments, using a paper and pencil format.

Optional Fluency Assessment

You may wish to assess students' fluency in reading, using the selection "Galileo." Assessing fluency requires that you work one-on-one with individual students to administer the assessment. Because this assessment requires you to work with one student at a time, you may wish to administer it either while other students complete the Unit Assessment or at a different time while students read enrichment selections and complete accompanying activity pages. Alternatively, you may have other time during the school day when you can administer this assessment as well.

Administration Instructions

- Turn to the student copy of "Galileo" that follows the Unit Assessment Analysis section. This is the text students will read aloud. Turn to this copy each time you administer this assessment.
 - Using one Recording Copy of "Galileo" for each student, create a running record as you listen to each student read orally.
 - Call the student you will assess to come sit near you.

Materials

- Student Copy of Fluency Assessment text
- Recording Copy of Fluency Assessment text, one for each student
- Fluency Scoring Sheet, one for each student

- Explain that you are going to ask him or her to read a selection aloud and you are going to take some notes as he or she reads. Also, explain that he or she should not rush but rather read at his or her regular pace.
- Read the title of the selection aloud for the student, as the title is not part of the assessment.
- Begin timing when the student reads the first word of the selection. As the student reads aloud, make a running record on the Recording Copy using the following guidelines:

Words read correctly	No mark is required.
Omissions	Draw a long dash above the word omitted.
Insertions	Write a caret (^) at the point where the insertion was made. If you have time, write down the word that was inserted.
Words read incorrectly	Write an "X" above the word.
Substitutions	Write the substitution above the word.
Self-corrected errors	Replace original error mark with an "SC."
Teacher-supplied words	Write a "T" above the word (counts as an error).

- When one minute has elapsed, draw a vertical line on the Recording Copy to mark where the student was in the text at that point. Allow the student to finish reading the selection aloud.
- Assess the student’s comprehension of the selection by asking him or her to respond orally to the following questions:

1. *Inferential* What type of people did Galileo spend his childhood with? How do you know?
 - » Galileo spent his time with great people. The text says that he, “. . . sat on the knees of greatness,” meaning he spent time close to great people.
2. *Literal* To whom did friends and family compare Galileo?
 - » Leonardo da Vinci
3. *Inferential* On what did Galileo’s mother base her belief that he would grow up to save the world?
 - » As a child, he invented many things and seemed to be a genius like Leonardo da Vinci.
4. *Literal* What did Galileo create as a result of sitting in the cathedral in Pisa?
 - » astronomical clock for measuring movements of the stars

- Repeat this process for additional students as needed. Scoring can be done later, provided you have kept running records and marked the last word students read after one minute elapsed.

SPELLING ASSESSMENT ANALYSIS

[illegible]

- It may be helpful to refer back to the Pronunciation/Syllabication Chart.

Word	CK Code	Syllable Type
immeasurable	/im*mezsh*er*ə*bəl/	closed*closed*r-controlled*ə*ə
immobile	/im*moe*bəl/	closed*open*ə
impatient	/im*pae*shənt/	closed*open*ə
impossible	/im*pos*ə*bəl/	closed*closed*ə*ə
incorrect	/in*kə*rekt*/	closed*ə*closed
indefinite	/in*def*ə*nit*/	closed*closed*ə*digraph
independent	/in*də*pen*dənt/	closed*ə*closed*ə
incomplete	/in*kəm*pleet/	closed*ə*digraph
excavate	/ex*kə*vaet/	closed*ə*digraph
exclude	/ex*klood/	closed*digraph
exterior	/ex*teer*ee*er/	closed*r-controlled*open*r-controlled
export	/ex*port/	closed*r-controlled

- Students might make the following errors:
 - *immeasurable*: using ‘zher’ instead of ‘sur’ for /zsher/; using ‘u’ instead of ‘a’ for /ə/; using ‘bul’ or ‘bull’ instead of ‘ble’ for /bəl/
 - *immobile*: using ‘bul’ or ‘bull’ instead of ‘bile’ for /bəl/
 - *impatient*: using ‘sh’ instead of ‘t’ for /sh/; using ‘e’ instead of ‘ie’ for /ə/
 - *impossible*: using ‘bul’ or ‘bull’ instead of ‘ble’ for /bəl/
 - *indefinite*: using ‘i’ instead of ‘i_e’ for the second /i/
 - *independent*: using ‘u’ instead of the second and third ‘e’ for /ə/
 - *incomplete*: using ‘ee’ instead of ‘e_e’ for /ee/
 - *excavate*: using ‘k’ instead of ‘c’ for /k/; using ‘u’ instead of the first ‘a’ for /ə/; using ‘a’ instead of ‘a_e’ for /ae/
 - *exclude*: using ‘oo’ instead of ‘u_e’ for /oo/
- Although any of the above student-error scenarios may occur, misspellings may be due to many other factors. You may find it helpful to use the analysis chart to record any student errors. For example:
 - Is the student consistently making errors on specific vowels? Which ones?
 - Is the student consistently making errors at the ends of the words?
 - Is the student consistently making errors in multisyllable words, but not single-syllable words?
- Also, examine the dictated sentence for errors in capitalization and punctuation.

UNIT ASSESSMENT ANALYSIS

Quantitative and Qualitative Analysis of the Text

The informational texts used in the reading comprehension assessment, “Causes and Outcomes of the Reformation” and “Henry VIII and the English Reformation,” have been profiled for text complexity using the quantitative measures described in the Common Core State Standards for English Language Arts, Supplement to Appendix A, “New Research on Text Complexity,” (CoreStandards.org/resources). Both selections fall within the Common Core 4th–5th Grade Band.

Reading Comprehension Item Annotations and Correct Answers

Item	Correct Answer		Standards
1 <i>Inferential</i>	The Church was powerful because it provided much of the education and social welfare. It had absolute authority in religious matters, and it was very wealthy.		RI.5.1, RI.5.2, RI.5.10, W.5.2, W.5.2d
2 <i>Inferential</i>	C		RI.5.4, RI.5.10, L.5.4a
3 <i>Literal</i>	B, E, F		RI.5.1, RI.5.4, RI.5.10
4 <i>Literal</i>	A		RI.5.1, RI.5.4, RI.5.10
5 <i>Inferential</i>	Challenges Facing the Catholic Church During Reformation	How the Catholic Church Responded to Challenges	RI.5.1, RI.5.3, RI.5.10, W.5.2, W.5.2d
	the teachings of Martin Luther and other reformers	rejected Luther’s and other reformer’s arguments	
	misunderstanding of Church doctrine	tried to educate people about Church doctrine; Jesuits opened schools and universities	
	the printing press had spread the teachings of Luther	used the printing press to publish its books and banned other books	
	Answers may vary.	Answer should be supported with evidence from the text.	
6 <i>Evaluative</i>	Yes and no. The Church did emerge with a better educated clergy. It stopped some corruption and remained a big part of people’s lives. It did not regain the religious and political power it once had.		RI.5.1, RI.5.2, RI.5.10, W.5.2, W.5.2d
7 <i>Inferential</i>	A		RI.5.8, RI.5.10
8 <i>Inferential</i>	D		RI.5.4, RI.5.10
9 <i>Literal</i>	A		RI.5.10
10 <i>Inferential</i>	B		RI.5.8, RI.5.10

Writing Prompt Scoring

The writing prompt addresses CCSS W.5.2, W.5.2a–e, W.5.4, L.5.1, L.5.2, L.5.6.

Score	4	3	2	1
Criteria	The roles that both King Henry VIII and Martin Luther played in the Reformation are both clearly identified. The answer states how their roles/ motivations are similar to and different from one another. The motivations for challenging the Church are clearly identified. Information is clearly supported with evidence from the text.	The role played in the Reformation is identified for one person, but not both. The answer addresses the motivations for one person, but not both. The answer provides at least some evidence from the texts supporting the answer.	The answer misidentifies the mens’ roles and motivations in the Reformation or the roles and motivations are incorrect. The answer lacks appropriate supporting evidence from the texts.	The answer does not identify the roles and motivations of either King Henry VIII or Martin Luther in the Reformation. The answer lacks supporting evidence from the texts.

Grammar Answer Key

1. hooray; type: strong
 2. oh; type: mild
 3. gross; type: mild
 4. stop; type: strong
 5. was
 6. look
 7. sounded
 8. After: time
 9. up: place; in: place
 10. around: place

Morphology Answer Key

1. enlighten
2. enable
3. enclosed
4. novelist
5. dentist

Optional Fluency Assessment

The following is the text for the Optional Fluency Assessment, titled “Galileo.” Turn to this copy of the selection each time you administer this assessment.

You will also find a Recording Copy of the text for doing a running record of oral reading for each student you assess. There is also a Fluency Scoring Sheet. Make as many copies of the Recording Copy and the Fluency Scoring Sheet as you need, having one for each student you assess.

Galileo

In 1564, Galileo Galilei was born. He was of noble blood. As a child, Galileo often sat on the knees of greatness.

At age 18, he graduated from the University of Pisa. His family and friends compared him to a genius who had come out of Tuscany, Leonardo da Vinci.

Galileo's mother had a beautiful dream that her son might be the savior of the world. As he grew to manhood, her faith in him did not relax.

In childhood, Galileo showed great skill in invention. He made curious toys with cogs and wheels; he whittled out violins and transformed simple reeds into lutes, upon which he played music of his own composition.

Galileo loved painting. For months he worked at his canvases. He gave lectures on art, and taught painting by actual example. If ever a man was touched by the spirit of the Renaissance, it was surely young Galileo.

There are really only two things to see at Pisa: one is the Leaning Tower, from which Galileo made some of his most interesting experiments, and the other is the cathedral. At the cathedral, a great bronze lamp is suspended from the vaulted ceiling. When Galileo was about 21, sitting in the silence of this church, he noticed that there was a slight swinging motion to this lamp and it was never still. Galileo set to work timing and measuring these motions. He found that the motions were always done in exact measure and in perfect rhythm. This led to perfecting an astronomical clock for measuring movements of the stars. And from this was originated the pendulum clock, where before we had depended on sundials.

Recording Copy

Galileo

In 1564, Galileo Galilei was born. He was of noble blood. As a 13
child, Galileo often sat on the knees of greatness. 22

At age 18, he graduated from the University of Pisa. His family 34
and friends compared him to a genius who had come out of Tuscany, 47
Leonardo da Vinci. 50

Galileo’s mother had a beautiful dream that her son might be the 62
savior of the world. As he grew to manhood, her faith in him did not 77
relax. 78

In childhood, Galileo showed great skill in invention. He made 88
curious toys with cogs and wheels; he whittled out violins and 99
transformed simple reeds into lutes, upon which he played music of 110
his own composition. 113

Galileo loved painting. For months he worked at his canvases. He 124
gave lectures on art, and taught painting by actual example. If ever a 137
man was touched by the spirit of the Renaissance, it was surely young 150
Galileo. 151

There are really only two things to see at Pisa: one is the Leaning 165
Tower, from which Galileo made some of his most interesting 175
experiments, and the other is the cathedral. At the cathedral, a great 187
bronze lamp is suspended from the vaulted ceiling. When Galileo was 198
about 21, sitting in the silence of this church, he noticed that there 211
was a slight swinging motion to this lamp and it was never still. Galileo 225

set to work timing and measuring these motions. He found that the 237
motions were always done in exact measure and in perfect rhythm. 248
This led to perfecting an astronomical clock for measuring movements 258
of the stars. And from this was originated the pendulum clock, where 270
before we had depended on sundials. 276

Word Count: 276

Fluency Scoring Sheet

	<div></div>	Words Read in One Minute
_____	<div></div>	Uncorrected Mistakes in One Minute
<hr/>		
	<div></div>	W.C.P.M.

W.C.P.M.	National Percentiles for Spring, Grade 5
194	90th
168	75th
139	50th
109	25th
83	10th
Comprehension Total _____ / 4	

Guidelines for Fluency Assessment Scoring

To calculate a student’s W.C.P.M. (Words Correct Per Minute) score, use the information you wrote on the Recording Copy and follow these steps. You may wish to have a calculator available.

1. Count Words Read in One Minute. This is the total number of words the student read or attempted to read in one minute. It includes words the student read correctly as well as words the student read incorrectly. Write the total in the box labeled Words Read in One Minute.
 2. Count the Uncorrected Mistakes in One Minute. You noted these on the Recording Copy. They include words read incorrectly, omissions, substitutions, and words you had to supply. Write the total in the box labeled Uncorrected Mistakes in One Minute on the Fluency Scoring Sheet. (A mistake that the student self-corrects is not counted as a mistake.)
 3. Subtract Uncorrected Mistakes in One Minute from Words Read in One Minute to get Words Correct. Write the number in the box labeled W.C.P.M. Although the analysis does not include any words the student read correctly (or incorrectly) after one minute, you may use this information from your Recording Copy for anecdotal purposes.

As you evaluate W.C.P.M. scores, here are some factors to consider.

It is normal for students to show a wide range in fluency and in W.C.P.M. scores. However, a major goal of Grade 5 is to read with sufficient fluency to ensure comprehension and independent reading of school assignments in this and subsequent grade levels. A student’s W.C.P.M. score can be compared with the score of other students in the class (or grade level) and also with the national fluency norms obtained by Hasbrouck and Tindal (2006). Hasbrouck and Tindal suggest that a score falling within 10 words above or below the 50th percentile should be interpreted as within the normal, expected, and appropriate range for a student at that grade level at that time of year. For example, if you administered the assessment during the fall of Grade 5, and a student scored 100 W.C.P.M., you should interpret this as within the normal, expected, and appropriate range for that student.

Oral Reading Fluency Norms for Grade 5 from Hasbrouck and Tindal (2006)

Percentile	Fall W.C.P.M.	Winter W.C.P.M.	Spring W.C.P.M.
90	166	182	194
75	139	156	168
50	110	127	139
25	85	99	109
10	61	74	83

Reference

Hasbrouck, Jan and Tindal, Gerald A. “Oral reading fluency norms: A valuable assessment tool for reading teachers.” *The Reading Teacher* 59 (2006): 636–644.

Pausing Point

Unit 6: The Reformation

Materials

- Activity Page PP.2

Note

This is a good opportunity to use the Tens scoring system to gather formative assessment data. Information about the Tens scoring system appears in the Yearlong Teacher Resources.

End-of-Unit Content Assessment

Use the first day of the Pausing Point to administer the assessment of content knowledge acquired by reading *Shifts in Power*. Make sure each student has a copy of Activity Page PP.2. You may have collected this activity page from students at the beginning of the unit.

- Allow students as much time as they need to complete the assessment during the first Pausing Point day. In most cases, this assessment will take approximately 30 to 45 minutes.
- Tell students to read and answer the questions about what they have learned about the Reformation. Encourage students to do their best and review their work once they have finished.
- Circulate around the room as students complete the assessment to ensure that everyone is working individually.
- Use the following Remediation and Enrichment suggestions to plan activities for the remainder of the first Pausing Point day.

Content Assessment Answer Key

1. C
2. B, D, E
3. Answers may vary, but may include *wealthy, influential, and powerful*.
4. Martin Luther was a Catholic monk who disagreed with some of the practices of the Catholic Church. He wrote the Ninety-Five Theses, which helped spark the Reformation.
5. A
6. The Ninety-Five Theses helped spark the Reformation as they got people thinking about Church practices.
7. Answers may vary, but may include that Martin Luther helped spark the Reformation; the Anabaptists tried to start a new political community of people who believed the same things they did; and John Calvin helped spark a new branch of Christianity called Calvinism, which focused on the ideas of predestination and self-discipline.
8. B

- 9. Part A: C
Part B: The Church accused Galileo of being a heretic.
- 10. D
- 11. C, D
- 12. B, C, E, F

Pausing Point for Differentiation of Instruction

Please use the final four days of this unit (or three days if you chose to pause one day after Lesson 6) to address results of the Content Assessment, Unit Assessment (for reading comprehension; fluency, if applicable; grammar; and morphology), and spelling assessments. Use each student's scores on the Unit Assessment to determine which remediation and/or enrichment opportunities will benefit particular students. In assigning these remediation and/or enrichment activities, you may choose to have students work individually, in small groups, or as a whole class.

Remediation

Content

If students demonstrate a need for remediation on any of *The Reformation* content, refer to the Reader chapters covering that content. You may wish to reteach any such chapter as a teacher read-aloud, regardless of the type of reading lesson initially used for that chapter. Additionally, you should focus more heavily on the questions labeled **Support** in the Teacher Guide materials for that chapter.

Reading Comprehension

It is important to understand that poor performance on the Reading Comprehension section of the end-of-unit assessment may be attributable to any number of factors. To ascertain which remediation efforts will be most worthwhile, it is highly recommended that you ask any student who performed poorly on this section to read at least one of the assessment passages aloud to you orally, one on one. As the student reads, make note of any words the student struggles with or reads incorrectly. If the student occasionally misreads words in the text, analyze the types of errors in code knowledge and consult the CKLA *Decoding and Encoding Remediation Supplement*. This online publication provides further guidance in assessing, analyzing, and remediating specific decoding skills so targeted remediation can be provided. If the student frequently misreads words in the text, this is indication of a more global decoding problem that may require further assessment and remediation by a reading specialist. The *Decoding and Encoding Remediation Supplement* can be found in the Grade 5 Ancillary Materials.

If the student does not misread words, but reads haltingly, a lack of fluency may impede comprehension. Administer the optional fluency assessment to verify whether the student's reading rate is below the norm. If so, remediation efforts should be targeted at building fluency.

Once the student finishes reading the passage(s) aloud, ask the comprehension questions orally. Analyze whether the student makes errors on the same questions answered incorrectly on the written assessment, as well as the type of questions answered incorrectly. Does the student have difficulty answering particular types of questions? If so, guided rereading of specific chapters in a small group setting with other students who are struggling may be helpful. Choose chapters that were not already used for small-group instruction and provide specific guidance as to how to use the text to arrive at the correct answer.

Good performance on the informational passage requires students to use the domain specific vocabulary and knowledge presented throughout the unit. Students who performed poorly on the informational passage may benefit from rereading chapters from the unit, with more intensive focus on the domain vocabulary.

Fluency

Students who struggle with fluency will benefit from having multiple opportunities to reread a particular text. If students demonstrate a need for remediation related to fluency, you may have them either reread selections from the Reader or choose an excerpt from the *Fluency Supplement*.

Grammar and Morphology

If students demonstrate a need for remediation in the foundational grammar and morphology skills required for the lessons in Grade 5, consult the CKLA Grade 3 Skills Strand materials or the Grade 4 materials for additional grammar and morphology lessons and activities. Alternatively, for students who demonstrate a general proficiency in grammar and morphology, but who demonstrate a need for remediation in connection with specific skills covered in *The Reformation*, you may provide more targeted remediation by reteaching only the lessons for those skills. For additional practice with the grammar and morphology skills taught in this unit, you may wish to have students complete the Pausing Point activity pages in the Activity Book.

Spelling

If students demonstrate a need for remediation in spelling, but they exhibit general proficiency in code knowledge, have them use the Individual Code Chart to assist in spelling unfamiliar words, syllable by syllable.

If students exhibit specific code knowledge problems, as revealed by the spelling assessment analyses, they may benefit from remediation to target specific letter-sound correspondences. You can access the *Decoding and Encoding Remediation Supplement* in the Grade 5 Ancillary Materials.

Writing

Use time during the Pausing Point to return to the slide presentation that each student completed, along with the completed Slide Presentation Rubric (Activity Page SR.2) and Editing Checklist (Activity Page SR.3). Meet briefly with individual students to discuss areas in which improvement is needed. You may wish to allow students additional time to revise and edit their slide presentation. You may also wish to allow students to present their slide presentation in a small group setting or to the entire class. They may need time to practice presenting their work.

You may wish to suggest that students needing more practice write a new slide presentation on a different topic. They may use the slide titles they didn't incorporate the first time to create a new presentation. Provide additional structure and guidance for students, making copies of both the Slide Presentation Rubric and Editing Checklist available (see Student Resources in the Activity Book), and circulate and check in with students as they write. You may also make additional images available through the image bank.

You may also wish to have students share the letters they wrote during the first week. Students might share their writing in either a small group or whole group setting. Consider pairing students and having them answer each other's letters.

Enrichment

If students have mastered the content and skills in *The Reformation* unit, their experience with the domain concepts may be enriched by the following activities:

- Students may read the enrichment selections contained in the Reader. "Erasmus and the Reformation" describes the life and beliefs of Renaissance scholar and Catholic reformer Desiderius Erasmus. "Life and Achievements of Copernicus" describes Nicolaus Copernicus's scientific discoveries, how these discoveries conflicted with the Catholic Church's teachings, and how Copernicus and his colleagues dealt with this conflict. "Life and Achievements of Galileo" shows why Galileo is often called the father of modern astronomy by telling the story of his life and many scientific discoveries. It also describes how Galileo's publications conflicted with the Catholic Church's teachings and the impact they had despite being banned by the Inquisition. The Activity Book contains activity pages students may complete as they read these selections.
- Students may share, either with a small group or with the class, the writing they generated in this unit.
- Help students understand how printing with movable type works by getting a few sets of letter stamps. Have students set and print a class newspaper or brief message.

Teacher Resources


Unit 6: The Reformation

In this section, you will find:

- Renaissance Timeline Card
- Pronunciation Guide for *Shifts in Power*
- Glossary for *Shifts in Power*
- Slide Presentation Rubric
- Slide Presentation Editing Checklist
- Resources for the Enrichment Selections in *Shifts in Power*
- Activity Book Answer Key

The Renaissance Movement

Approximately 1300–1600 CE



Pronunciation Guide for *Shifts in Power*

The following are pronunciations for unique words in the order they first appear in *Shifts in Power*, translated into Core Knowledge code. Syllables are divided with an asterisk (*).

Chapter 1	
Johann Gensfleisch	/yoe*hon/ /genz*fliesh /
Johann Gutenberg	/yoe*hon/ /goo*ten*berg/
Mainz	/mienz/

Chapter 2	
Jacques	/zhjok/
Monsieur Lafarge	/mә*syer/ /lә*farj/
Henri	/on*ree/
Philippe	/fil*eeep/
Jean-Claude	/zhjon-klawd/

Chapter 3	
Galileo Galilei	/gal*ә*lae*oe/ /gal*ә*lae/

Chapter 4	
Erfurt	/aer*fort/
Desiderius Erasmus	/des*ee*daer*ee*oos/ /ee*ras*moos/

Chapter 5	
Aristotle	/aer*ә*sto*tәl/
Claudius Ptolemy	/klawd*ee*әs/ /tol*ә*mee/
Ptolemaic	/tol*ә*mae*ik/
Johannes	/yoe*hon*es/
Tübingen	/too*bee*nәn/
Tycho Brahe	/chee*goe/ /bro/
Galileo Galilei	/gal*ә*lae*oe/ /gal*ә*lae/
Pisa	/pee*zә/
Hans Lippershey	/hons/ /lip*er*shae/

Chapter 6	
Jesuits	/jez*oo*its/
Ignatius	/ig*nae*shəs/
Loyola	/loi*oe*lə/

Enrichment: “Erasmus and the Reformation”	
Desiderius Erasmus	/des*ee*daer*ee*oos/ /ee*ras*moos/
Basel	/boz*əl/

Enrichment: “Life and Achievements of Copernicus”	
Aristotle	/aer*ə*sto*təl/
Ptolemy	/tol*ə*mee/
Frauenberg	/frown*baerg/
Georg Rheticus	/gae*org/ /ret*ee*koos/
Andreas Osiander	/on*drae*əs/ /oe*son*der/

Enrichment: “Life and Achievements of Galileo”	
Galileo Galilei	/gal*ə*lae*oe/ /gal*ə*lae/
Aristotle	/aer*ə*sto*təl/
Pisa	/pee*zə/
Johannes	/yoe*hon*es/
Ptolemy	/tol*ə*mee/

Glossary for *Shifts in Power*

A

advocate, v. to act in favor of or on behalf of someone or something (**advocated**)

B

bequeath, v. to pass on property to someone in a will (**bequeathed**)

bind, v. to fasten two or more things together

C

calling, n. a strong urge to pursue a specific profession or way of life

cardinal, n. a leader in the Catholic Church who is chosen by the pope (**cardinals**)

censor, v. to examine and control the content of materials (**censored**)

clergy, n. people who are religious leaders and who perform religious ceremonies

condemn, v. to say in a strong or definite way that something is wrong or bad

confess, v. to admit you did something wrong (**confessed**)

congregation, n. the members of a church gathered for a religious ceremony

contemporary, n. a person living in the same time period and/or who is the same age as another person (**contemporaries**)

contradict, v. to disagree with and go against a statement or action (**contradicted**)

contraption, n. a machine or device that is strange and/or complex

convert, n. a person who has changed his or her beliefs or changed religions (**converts**)

D

decree, n. an official order that must be followed (**decrees**)

defy, v. to go against; to refuse to obey (**defying**)

descend, v. to come down (**descended**)

devout, adj. devoted, especially to a specific religion or point of view

doctrine, n. a belief or set of beliefs held by a group of people

E

embrace, v. to welcome wholeheartedly (**embraced**)

endow, v. to give a quality or ability to (**endowed**)

extravagance, n. something that is expensive or wasteful and not a necessity

F

foe, n. enemy

H

heresy, n. beliefs or opinions that challenge, or go against, the beliefs or opinions of those in power

I

immoral, adj. going against the principles of right and wrong that are generally accepted by most members of a group

institution, n. an organization set up for a specific purpose

intervene, v. to come between; to prevent from happening (**intervened**)

L

lever, n. a strong, solid bar used to move or lift something

M

mechanism, n. 1. a piece of machinery; 2. parts that work together in a machine

O

order, *n.* a religious group with specific beliefs and practices (**orders**)

P

parchment, *n.* material made from animal skin and used as a writing surface

pendulum, *n.* a weight that swings regularly back and forth, often used to measure time in a clock (**pendulums**)

persecute, *v.* to treat someone unfairly or cruelly because of his or her religious beliefs (**persecuted**)

persecution, *n.* the act of treating someone unfairly or cruelly because of his or her religious beliefs

ponder, *v.* to think about deeply (**pondered**)

proof, *n.* **1.** evidence that something is true or correct; **2.** a test showing that a mathematic calculation is correct (**proofs**)

R

radical, *adj.* very disruptive to a widely accepted belief or idea

recant, *v.* to publicly take back an opinion expressed in the past

reform, *n.* an improvement (**reformers; reformation**)

revered, *adj.* looked up to; held in high esteem

revitalize, *v.* to give life to or energize again (**revitalizing**)

revolutionize, *v.* to completely change something (**revolutionized**)

rhythm, *n.* a regularly repeated motion or sound

S

salvation, *n.* the act of being saved from sin or danger

sect, *n.* a smaller group of people united by common religious beliefs that often contradict the beliefs of a larger group

secular, *adj.* not connected to religion

self-disciplined, *adj.* the ability to make yourself do what is necessary on your own without being told by someone else

shame, *n.* a negative feeling of embarrassment or regret

sin, *n.* an action that is considered morally wrong or that goes against religious teachings

speculation, *n.* an educated guess about something; not proven beyond doubt

spiritual, *adj.* of or related to religious beliefs and feelings

superior, *n.* a person in a higher position (**superiors**)

T

theology, *n.* the study of religion

theory, *n.* an explanation for why something happens based on evidence (**theories**)

thesis, *n.* a statement or idea (**theses**)

Slide Presentation Rubric

	Exemplary	Strong	Developing	Beginning
Introduction	Topic is clearly stated on introduction slide	Topic is stated on introduction slide, but could benefit from further revision	Topic is stated on introduction slide but is unclear	Topic is not stated on introduction slide
	Image(s) carefully selected and effectively arranged to grab the viewer’s attention	Interesting image(s) included, but arrangement could benefit from revision	An image is included, but selection and/or arrangement do not add to or enrich introduction slide	Image not included on introduction slide
	The image(s) and text work together effectively to convey an overview of the topic of the slide presentation	The image(s) and text somewhat work together to convey the topic of the slide presentation	The image(s) and text do not work together to convey the topic of the slide presentation	Parts of the text or image(s) are missing
Body	The titles on each slide effectively grab the viewer’s attention	Some titles on some slides grab the viewer’s attention	The titles on each slide do not grab the viewer’s attention	Titles are not included on each slide
	The text on each slide clearly relates to the topic	The text on most slides relates clearly to the topic	The text on the slides relates loosely to the topic	The text on the slides does not relate to the topic
	The images clearly support the ideas stated in the text	Most images clearly support the ideas stated in the text	Only a few images support the ideas stated in the text	The images do not support the ideas stated in the text
Conclusion	The title on the conclusion slide clearly summarizes the topic	The title on the conclusion slide summarizes the topic	The title on the conclusion slide loosely summarizes the topic	The title on the conclusion slide does not summarize the topic
	The image clearly contributes to the meaning	The image contributes to the meaning	The image does not contribute to the meaning	The conclusion slide does not include an image
	The conclusion provides one final, new thought about the topic	The conclusion provides one final thought about the topic	The connection of the final thought to the topic is unclear	No final thought is included
Structure of the Piece	All slides follow a logical sequence	Most slides follow a logical sequence	Some slides follow a logical sequence	Connections between slides are confusing
	All information has been paraphrased	Most information has been paraphrased	Some information has been paraphrased	Little information has been paraphrased

Guidance for Teacher Use of Rubrics

Rubrics are provided for evaluation of the content and structure of student writing composed within each unit. The criteria within the descriptions correspond to what is taught in the writing lessons. “Exemplary” to “Beginning” performance columns provide graduated descriptions for each criterion. The columns for “Strong,” “Developing,” and “Beginning” performance are shaded to help students initially attend to the description for “Exemplary” performance. The rubrics allow teachers and students to identify graduated steps for improvement when aspects of the writing do not meet all the taught criteria. To do this, teachers (and students) may highlight the language from each row that best describes the student writing.

Slide Presentation Editing Checklist

Editing Checklist	Notes
Meaning	
Is correct grammar used?	
• Sentences are complete with subject and predicate.	
• Sentences are appropriate length (no run-ons).	
• The student has been supported with corrections for parts of speech, verb tense, and more complex sentence structure.	
Format	
Does the student use appropriate formatting for the piece of writing?	
• Each slide has a title.	
• Each slide has at least one image.	
• Bullet points have been used where appropriate.	
• Slides are logically sequenced.	
Spelling	
Are all words spelled correctly?	
• Words using Core Knowledge Code are spelled appropriately.	
• Words from spelling and morphology lessons are spelled accurately.	
• The student has been supported with identifying misspellings to be looked up in reference sources as needed.	
Punctuation	
Is punctuation appropriately applied?	
• All sentences have appropriate ending punctuation.	
• Commas, quotation marks and apostrophes are used correctly for the ways they have been taught.	

Guidance for Teacher Use of Editing Checklists

Editing checklists allow students and teachers to evaluate students' command of language conventions and writing mechanics within unit writing projects. They serve a different purpose than rubrics; rubrics measure the extent to which students apply specific instructional criteria they have been building toward across the unit whereas editing checklists measure the extent to which students apply English language conventions and general writing mechanics. With regard to expectations for accountability, we recommend using the editing checklist to measure students' command of language conventions and writing mechanics only when students have received the appropriate instructional support and specific opportunity to review their writing for that purpose.

Evaluating Student Writing

Make enough copies of the rubric and editing checklist found in this section for evaluating each student's writing piece.

Resources for the Enrichment Selections in *Shifts in Power*

The enrichment selections in *Shifts in Power* are intended to be used at your discretion. They are intended to be read by more advanced readers, as they are more difficult to read and include more challenging vocabulary than Chapters 1–6. You may want to assign these selections to students who need more challenging reading material. An introduction to the selections is provided here. Core vocabulary is also listed for each selection; these words are bolded in the Reader and appear in the glossary. Following the vocabulary chart, pronunciations are provided for words that may be challenging to decode.

Core Vocabulary for “Erasmus and the Reformation”

“Erasmus and the Reformation” describes the life and beliefs of Renaissance scholar and Catholic reformer Desiderius Erasmus. Erasmus’s ideas are said to have paved the way for Martin Luther and other Protestant reformers. Encourage students to explore how, despite being a reformer, Erasmus maintained his neutrality during the religious upheaval of the Reformation. Activity Page E1.1 corresponds to this enrichment selection.

The following core vocabulary words are bolded in the selection and appear in the glossary. Remind students they can look up a word in the glossary if needed.

1. **foe**, *n.* enemy (66)
2. **advocate**, *v.* to act in favor of or on behalf of someone or something (advocated) (68)

Vocabulary Chart for “Erasmus and the Reformation”		
Vocabulary Type	Tier 3 Domain-Specific Words	Tier 2 General Academic Words
Core Vocabulary		foe advocate
Spanish Cognates for Core Vocabulary		
Multiple-Meaning Core Vocabulary Words		
Sayings and Phrases		

Pronunciation Guide for “Erasmus and the Reformation”	
Desiderius Erasmus	/des*ee*daer*ee*oos/ /ee*ras*moos/
Basel	/boz*əl/

Core Vocabulary for “Life and Achievements of Copernicus”

“Life and Achievements of Copernicus” describes Nicolaus Copernicus’s many scientific discoveries. It also describes how Copernicus’s astronomical discoveries conflicted with the Catholic Church’s teachings and how Copernicus and his colleagues dealt with this conflict. This enrichment selection also contains a primary source text, *The Little Commentary*, a short list of fundamental conclusions published by Copernicus. Activity Page E2.1 corresponds to this enrichment selection.

The following core vocabulary words are bolded in the selection and appear in the glossary. Remind students they can look up a word in the glossary if needed.

1. **radical**, *adj.* very disruptive to a widely accepted belief or idea (70)

2. **proof**, *n.* 1. evidence that something is true or correct; 2. a test showing that a mathematic calculation is correct (**proofs**) (71)

Vocabulary Chart for “Life and Achievements of Copernicus”		
Vocabulary Type	Tier 3 Domain-Specific Words	Tier 2 General Academic Words
Core Vocabulary		radical proof
Spanish Cognates for Core Vocabulary		
Multiple-Meaning Core Vocabulary Words		
Sayings and Phrases		

Pronunciation Guide for “Life and Achievements of Copernicus”	
Aristotle	/aer*ə*sto*təl/
Ptolemy	/tol*ə*mee/
Frauenberg	/frown*baerg/
Georg Rheticus	/gae*or/ /ret*ee*koos/
Andreas Osiander	/on*drae*əs/ /oe*son*der/

Core Vocabulary for “Life and Achievements of Galileo”

“Life and Achievements of Galileo” shows why Galileo is often called the father of modern astronomy by telling the story of his life and many scientific discoveries. It also describes how Galileo’s publications conflicted with the Catholic Church’s teachings and the impact they had despite being banned by the Inquisition. Activity Page E3.1 corresponds to this enrichment selection.

The following core vocabulary words are bolded in the selection and appear in the glossary. Remind students they can look up a word in the glossary if needed.

1. **revered**, *adj.* looked up to; held in high esteem (77)
2. **pendulum**, *n.* a weight that swings regularly back and forth, often used to measure time in a clock (**pendulums**) (79)
3. **endow**, *v.* to give a quality or ability to (**endowed**) (81)

Vocabulary Chart for “Life and Achievements of Galileo”		
Vocabulary Type	Tier 3 Domain-Specific Words	Tier 2 General Academic Words
Core Vocabulary	pendulum	revered endow
Spanish Cognates for Core Vocabulary		
Multiple-Meaning Core Vocabulary Words		
Sayings and Phrases		

Pronunciation Guide for “Life and Achievements of Galileo”	
Galileo Galilei	/gal*ə*lae*oe/ /gal*ə*lae/
Aristotle	/aer*ə*sto*təl/
Pisa	/pee*zə/
Johannes	/yoe*hon*es/
Ptolemy	/tol*ə*mee/

NAME: _____
DATE: _____

1.3
CONTINUED TAKE-HOME

The following words or phrases were used in Chapter 1, “The Power of the Printed Word.” For each word or phrase, pick an activity and complete the chart below

parchment	Vocabulary Activities 1. Write a definition in your own words. You may use your glossary as a reference. 2. Provide a synonym (similar meaning). 3. Provide an antonym (opposite meaning). 4. Use the word in a sentence. 5. Provide another word that the word or phrase makes you think of and explain why. (Apple makes me think of bananas because they are both fruits.) 6. Think of an example of the word or phrase and write about it. (An example of fruit is cantaloupe. It is a melon that is white on the outside and orange on the inside. They are really tasty in the summer.)
bind	
revolutionize	
doctrine	
turn of events	

Word or Phrase	Activity	Activity Response
parchment		Answers may vary, but should reflect a correct usage of the word.
bind		Answers may vary, but should reflect a correct usage of the word.
revolutionize		Answers may vary, but should reflect a correct usage of the word.
doctrine		Answers may vary, but should reflect a correct usage of the word.
turn of events		Answers may vary, but should reflect a correct usage of the word.

NAME: _____
DATE: _____

2.2
CONTINUED ACTIVITY PAGE

Letters Come Alive!

Answer each question thoughtfully, citing evidence from the text and the page number(s) where you found evidence for each answer. Remember to answer in complete sentences, and to restate the question in your answer whenever possible.

1. Why is Jacques nervous about his new job in the printing shop?

He is nervous because he doesn't know how to read and is afraid that

knowing how to read will be essential to working at the shop.

Page(s) 16

2. Write the name of each character and/or the job(s) he does in the printing shop.

Character	Job(s)
Monsieur Lafarge	printing shop owner
Henri	typesetter
Philippe	head printer
Jean-Claude	apprentice printer
Jacques	<i>Hint: Jacques does many things around the printing shop. List as many of his duties as you can.</i> carrying paper, stirring ink, cleaning type

3. There are many steps in the printing process described in this chapter. What is the next thing the workers do after Henri arranges the type to form words and sentences?
- A. push the lever to press the paper onto the type
- B. lay the paper on the press
- ☒ C. place ink on the type
- D. set the tray of type into the press

Page(s) 19

The following question has two parts. Answer Part A and then answer Part B.

4. **Part A:** What does Henri know about Jacques when he asks him to put away the type into the case?

Henri knows Jacques can't read.

Page(s) 22

Part B: Why does Henri ask Jacques to put away the type anyway?

Henri wants to see if Jacques will tell the truth about not knowing how to read.

Page(s) 22

NAME: _____
DATE: _____

2.2
CONTINUED ACTIVITY PAGE

5. Write the correct word from the first box describing one of Henri's character traits in the row in the second box that matches the text describing that trait.

kind	hardworking	strict
------	-------------	--------

Quotes from “Letters Come Alive!”	Henri’s character traits
“He was picking out small squares of metal from cases above the desk and assembling them in a long wooden tray. His fingers moved very quickly.” (page 16)	hardworking
“Get to work, boy. If Monsier Lafarge sees you dawdling, you’ll be out of a job,” he barked.” (page 19)	strict
“That is the letter J. It is the first letter of your name. Tomorrow you will begin learning all the others,” he said calmly.” (page 23)	kind

The following question has two parts. Answer Part A and then answer Part B.

6. **Part A:** Describe how the relationship between Henri and Jacques changes over the course of Jacques's first day working in the printing shop.

At first, Henry is strict and Jacques is afraid of him. At the end of the story, however, Henry and Jacques get along, and Henri offers to help teach Jacques to read.

Part B: The following sentences appear in Chapter 2. Circle the sentence(s) that support(s) your description of Henri and Jacques's relationship at the beginning of the story.

- A. "Out of the way, boy," the typesetter yelled. (page 18)
- B. Henri scowled and shook his finger. (page 19)
- C. The old man's reply was quiet and kind. (page 22)
- D. He dabbed a bit of ink onto its surface and pressed it gently against the back of Jacques's hand. (page 23)
7. What point is the author trying to make about the impact of the printing press on people's lives during this time period?

Answers may vary, but should include that the invention of a printing press made printed material like books more accessible to more people and even changed their lives. The author uses Jacques to show us this. Jacques, like many other people of the time, wants to learn to read and, because of the printing press, is exposed to many new books and ideas. Even though this is a fictional story, it represents reality at that time and is an example of how the printing press changed people's everyday lives.

NAME: _____

DATE: _____

Excerpt from "Letters Come Alive!"

Read the excerpt from "Letters Come Alive!" Then, based on what you read, help Jacques write instructions for using the printing press.



1 Jacques swept his way over to where Henri was working and watched the old man out of the corner of his eye. He had filled a large wooden frame with rows and rows of the little pieces of metal. Jacques realized they must be letters, what Jean-Claude had called type. Henri's job seemed to be to arrange the letters—the type—to form words. Obviously Henri knew how to read. The thought made Jacques uneasy.

2 Henri suddenly lifted up the frame full of type and spun around, nearly knocking into Jacques. "Out of the way, boy," the typesetter yelled.

3 Jacques flattened himself against the nearest wall. But he watched as Philippe helped Henri set the tray of metal pieces into the press and clamp it into place. Behind them, Jean-Claude smeared what looked like shiny black paste onto a board. "Ink!" thought Jacques. Jean-Claude then grabbed two rounded balls of leather topped with handles. He pressed the balls against the plate of ink, and then dabbed their blackened bottoms on the type held tightly in the frame. Jacques could see the surface of the type turn dark as the layer of ink grew thicker.



4 Philippe stepped in, holding a large sheet of cream-colored paper by its edges. Working together, the three men gently fitted the paper into the press so it lay on top of the type. Then Philippe grabbed the huge lever that jutted out from the side of the press. He pulled it toward him with a powerful, even stroke. The great screw in the center of the press turned. A flat, wooden board descended, pressing the paper down onto the inked type beneath it.

5 Jacques forgot all about staying out of the way. He sensed something remarkable was about to happen. He stepped closer to the press as Philippe released the lever. Jean-Claude reached in and lifted up the paper. Perfect rows of black letters stood out against its creamy surface. Jacques thought it was the most beautiful thing he had ever seen.

How to Use a Printing Press

By Jacques

Help Jacques write instructions for using the printing press. Fill in each blank with the correct word from the word bank. Each word is used only once. Then write the number of the paragraph from the text that best supports your answer. The last instruction is supported by an image rather than by text.

press	printing press	dry
ink	type	paper



1. Arrange the type to form words. (paragraph 1)



2. Set the tray of type onto the printing press. (paragraph 3)



3. Smear the ink onto the surface of the type. (paragraph 3)



4. Lay a large sheet of paper on top of the type. (paragraph 4)

5. Pull down the lever to press the paper down onto the inked type. (paragraph 4)

6. Lift the sheet of paper off the press and hang it to dry. (image)

NAME: _____

DATE: _____

Interjections

Underline the interjection in each sentence.

Example: Wow! That magic trick was cool.

1. Ow! That really hurt.
2. Oh, that was easy.
3. Yuck, my shoes are muddy.
4. Hurry! You'll miss the bus.

Fill in each blank with an interjection from the word box that best fits each sentence. Then write the type of interjection (strong or mild) on the line that follows.

Shh	Oops	Ah
Oh no	Hooray	

Example: Hooray! We won the kickball game.

Type: Strong

1. Oops! I accidentally spilled my milk.
Type: Strong
2. Shh, do not disturb the class.
Type: Mild

3. Oh no! I forgot to bring my library book to school, and it is due today.

Type: Strong

4. Ah, so that is why she is angry.

Type: Mild

Write a response to each situation that includes an interjection. Remember to include the correct punctuation following the interjection.

Example: You can't wait to go to the amusement park.
Great! We go to the amusement park today!

1. You are a little bit scared to ride on the roller coaster.

Answers may vary, but should include appropriate use of an interjection and correct punctuation following the interjection.

2. You pretend to have a stomachache so you do not have to ride on the roller coaster.

Answers may vary, but should include appropriate use of an interjection and correct punctuation following the interjection.

3. In the end, you ride on the roller coaster and really enjoy it.

Answers may vary, but should include appropriate use of an interjection and correct punctuation following the interjection.

NAME: _____
DATE: _____

2.5 TAKE-HOME

en- Prefix Meaning “to put into” or “to make”

Write the correct word to complete each sentence. You may need to add -ed, -ing, or -s to make the word correctly fit in the sentence.

ensure	enclose	enable
enliven	enlighten	

- The printing press enabled people in the 1500s to spread their ideas quickly.
- I felt enlightened after reading about Gutenberg and the importance of his invention.
- During the Middle Ages, tall concrete walls enclosed the castle.
- The flight crew took steps to ensure that all the passengers were safe.
- The colorful paintings enlivened the room.

For each of the following words, write a sentence using the word.

1. *enclosed*

Answers may vary but should correctly use the word enclosed.

2. *ensure*

Answers may vary but should correctly use the word ensure.

Challenge: The root word *case* means “a box or container.” Based on what you know about the prefix *en-*, what do you think the word *encased* means? Here is a sentence that may help you:

The monks encased the completed book in a special box to keep it safe.

Meaning of *encased*:

to put into a box or container

NAME: _____
DATE: _____

3.2 TAKE-HOME
CONTINUED

Summarize the excerpt using at least two of the following four vocabulary words: institution, recant, heresy, and/or devout.

Answers may vary, but should include a summary of the excerpt that correctly uses at least two of the following four words: institution, recant, heresy, or devout.

NAME: _____
DATE: _____

4.1 TAKE-HOME

Subject-Linking Verb Agreement

Fill in each blank with the correct linking verb.

- 1. [present/to be] The books in the special collection are expensive.
- 2. [past/to be] During the Middle Ages, books were difficult to make.
- 3. [present/to feel] Parchment feels heavy compared to paper.
- 4. [present/to smell] The new book smells fresh, like fresh ink printed on paper.
- 5. [past/to sound] Henri sounded scary when he yelled at Jacques.
- 6. [past/to be] In the end, Henri was kind to Jacques.
- 7. [present/to look] The cathedrals look beautiful and spacious.
- 8. [past/to be] During the Middle Ages, the Church was very powerful.
- 9. [past/to feel] Martin Luther felt angry about the corruption in the Church.

- 10. [present/to be] I am interested in learning more about Gutenberg’s printing press.

Write two sentences with linking verbs. One sentence should use a linking verb in the present tense, and one sentence should use a linking verb in the past tense.

- 1. Answers may vary, but should correctly use a linking verb in the present tense or the past tense.
- 2. Answers may vary, but should correctly use a linking verb in the verb tense not used in the first sentence, present or past.

NAME: _____
DATE: _____

4.2 ACTIVITY PAGE

Prefix en-

Write the correct word to complete each sentence.

- 1. The monks placed the ancient book into a wooden case.
(close, enclose, case, encase)
- 2. The colors and designs made by an illuminator really enlivened the pages of the book.
(ensured, endangered, enabled, enlivened)
- 3. Henri told Jacques to encase the pieces of type in the correct boxes.
(case, encase, close, enforce)
- 4. The pope appointed leaders to ensure that all Christians followed the Church’s teachings.
(sure, ensure, enlighten, enliven)
- 5. The tall stone walls enclosed the castle and kept it safe from attack.
(close, enclosed, case, encased)
- 6. With the invention of Gutenberg’s printing press, and the spread of books, many people became more enlightened about many new ideas.
(sure, ensured, enclosed, enlightened)

For each word, write a complete sentence using the word.




- 1. *danger*
Answers may vary, but should correctly use the word danger.
- 2. *endanger*
Answers may vary, but should correctly use the word endanger.
- 3. *able*
Answers may vary, but should correctly use the word able.
- 4. *enable*
Answers may vary, but should correctly use the word enable.

NAME: _____
DATE: _____

6.1 ACTIVITY PAGE




The Reformation Movement

Name of historical figure: _____

Events	Argument
1517 CE Luther wrote and posted the Ninety-Five Theses.  Martin Luther	1. I wrote the Ninety-Five Theses because... <u>I opposed the Catholic Church's issuance of indulgences.</u> _____ _____ Page(s) <u>36</u>
Luther's views became more popular and he wrote more essays.  Martin Luther	2. I wrote more essays because... <u>I felt encouraged after my Ninety-Five Theses were published and widely distributed. I wanted to speak out more openly about the importance of faith.</u> _____ Page(s) <u>38</u>
1518 CE The pope summoned Luther to Rome. The pope also wrote a letter to Frederick III urging him to turn Luther over to Church officials.  the Pope	3. I summoned Luther to Rome because... <u>I was not pleased with the stir Luther was causing. I wanted him to explain why he was criticizing the Church!</u> _____ Page(s) <u>38</u>

Core Knowledge Language Arts | Grade 5

Activity Book | Unit 6 63




Events	Argument
Frederick sent Luther to southern Germany for trial; Luther refused to recant.	4a. I sent Luther to trial in southern Germany because... <u>I didn't think Luther would be treated fairly in Italy. It's not that I agreed with what Luther said, but he has a right to think what he wants!</u> <u>Plus, I was tired of sending money to the pope and I wanted more power for fellow German nobility.</u> Page(s) <u>38</u>  Frederick III
	4b. I refused to change my mind because... <u>I believed in what I wrote. The Church officials in southern Germany just wanted me to recant my beliefs!</u> Page(s) <u>38</u>  Martin Luther
1520 CE The pope issued a papal bull calling Luther a heretic.	5. I issued a papal bull calling Luther a heretic because... <u>Luther refused to stop committing heresy. He would not back down! I had to tell people once and for all that Luther is a heretic and that he must recant.</u> Page(s) <u>38</u>  the Pope

64 Unit 6 | Activity Book

Grade 5 | Core Knowledge Language Arts



NAME: _____
DATE: _____

ACTIVITY PAGE

Events	Argument
Luther publicly defied the pope by burning the papal bull in a bonfire.  Martin Luther	1. I burned the papal bull because... <u>I wanted to defy the pope publicly. He was not treating me fairly or listening to what I had to say about the Catholic Church.</u> _____ Page(s) <u>39</u>
The pope excommunicated Luther.	2. I excommunicated Luther because... <u>he would not recant and amend his heretical ways. He was causing unrest and distracting people from their faith.</u> _____ Page(s) <u>39</u>  the Pope
1521 CE German noblemen called the Diet of Worms; Church officials asked Luther to recant; Luther refused and was labeled a criminal.  Martin Luther	3. I refused to recant because... <u>rather than discuss my beliefs at the Diet of Worms, Church officials just piled my writings in front of me and again ordered me to denounce my ideas. I don't care if they call me a criminal! I am writing what I believe.</u> _____ Page(s) <u>40</u>

Core Knowledge Language Arts | Grade 5

Activity Book | Unit 6 65

Events	Argument
Frederick organized the fake kidnapping of Luther and hid him in a castle.	1. I organized a fake kidnapping of Martin Luther because... <u>I did not believe Luther was guilty of a crime that warranted death just for writing about his beliefs.</u> <u>I also knew that Luther had the support of many of my subjects, and I didn't want to make them angry, so I protected him.</u> Page(s) <u>41</u>  Frederick III
While in hiding, Luther began translating the New Testament into German, setting a style of language that was more accessible to people.	2. I translated the New Testament into German so that... <u>more everyday people could read it and understand the word of God. Until that point, everything in the Catholic Church was in Latin. I thought it was important for everyone to be able to read the New Testament to know for themselves what was written in it.</u> Page(s) <u>41</u>  Martin Luther
Luther came out of hiding; the Reformation had become a religious and political movement with many supporters.	

66 Unit 6 | Activity Book

Grade 5 | Core Knowledge Language Arts

NAME: _____
DATE: _____

Prepositions

Use the prepositions from the word box to complete the sentences. Some prepositions will be used more than once. Then write the function (place, time, or partner) in the box below the preposition.

on	with	after	around
to	in	at	

Example: In 1518 CE, the pope summoned Luther to go to Rome.
time
place

1. Martin Luther lived with his family in Germany.
partner place
2. Luther went to good schools and eventually to one of the best universities in Germany.
place place
3. One night, a terrible storm raged around Luther and he was knocked to the ground.
place place
4. After surviving the storm, Luther spent many years in a monastery.
time place

5. Luther discussed passages in the Bible with his students.
place partner
6. In 1517 CE, Luther nailed his writing to the door of the church.
time place

Answer the following questions using the prepositions provided in the word box. You do not need to use all of the prepositions from the word box. Underline the preposition(s) in your sentences.

next to	between	on
at	beside	around
after	before	in

1. Where is our school located?
Answers may vary, but should correctly use a preposition from the box and the preposition should be underlined.
2. Where is our classroom located?
Answers may vary, but should correctly use a preposition from the box and the preposition should be underlined.

NAME: _____
DATE: _____

3. When do you usually do your homework?
Answers may vary, but should correctly use a preposition from the box and the preposition should be underlined.
4. What is your favorite time of day?
Answers may vary, but should correctly use a preposition from the box and the preposition should be underlined.

NAME: _____
DATE: _____

-ist: Suffix Meaning “a person who”

Write the correct word to complete each sentence. You may need to add -s to make the word correctly fit in the sentence.

artist	dentist	soloist	pianist
scientist			

1. Michelangelo and Raphael were artists during the Renaissance.
2. The concert will begin with a soloist playing the violin.
3. The scientist looked into the microscope to observe the cells splitting.
- Write the correct word from the word box above to answer each riddle.
4. My job is to care for your teeth. Who am I? dentist
5. I am very skilled at playing the piano. Who am I? pianist

Write your own riddle where the answer is a word with the suffix -ist.

6. Answers may vary, but should correctly use a word with the suffix -ist.
- _____
- _____

Answer the following question.

7. Which seems like a more challenging career, a novelist or an artist? Why?

Answers may vary, but should demonstrate understanding of the

affixed word chosen.

Challenge: You have learned about John Calvin and his role in the Reformation. Based on what you know about the suffix *-ist*, what do you think the word *Calvinist* means? Here is a sentence that may help you:

Calvinists traveled to France, the Netherlands, and Scotland to spread their beliefs to new groups.

Meaning of *Calvinist*:

a person who supports and spreads the teachings of John Calvin

NAME: _____
DATE: _____

6.5 TAKE-HOME

Practice Spelling Words

Write each spelling word under its definition. Then identify the word's part of speech.

immeasurable	immobile	impatient	impossible
incorrect	indefinite	independent	incomplete
excavate	exclude	exterior	export

- not able to move
Spelling Word: immobile
Part of Speech: adjective
- to uncover something by digging it out
Spelling Word: excavate
Part of Speech: verb
- having errors or mistakes
Spelling Word: incorrect
Part of Speech: adjective
- not able to happen
Spelling Word: impossible
Part of Speech: adjective
- not able to be calm while waiting
Spelling Word: impatient
Part of Speech: adjective

- to leave something out
Spelling Word: exclude
Part of Speech: verb
- an outer part or surface
Spelling Word: exterior
Part of Speech: noun
- not already decided
Spelling Word: indefinite
Part of Speech: adjective
- not finished
Spelling Word: incomplete
Part of Speech: adjective
- to send a product out of a country to be sold in another country
Spelling Word: export
Part of Speech: verb
- does not need something or somebody else for support
Spelling Word: independent
Part of Speech: adjective
- impossible to measure
Spelling Word: immeasurable
Part of Speech: adjective

NAME: _____
DATE: _____

7.2 ACTIVITY PAGE

What Is at the Center of the Universe?

Answer each question thoughtfully, citing evidence from the text and the page number(s) where you found evidence for each answer. Remember to answer in complete sentences, and to restate the question in your answer whenever possible.

- Why did people in the past believe in the geocentric model of the universe?
Answers may vary, but should include that people could only explain the relationship between the earth and the sun based on what they could see by looking up at the sky. They saw the sun appear to move across the sky every day and thought that was all the knowledge they needed.
Page(s) 44
- How does the heliocentric model of the universe differ from the geocentric model?
The heliocentric model states that the sun is at the center of the universe, whereas the geocentric model states that the earth is at the center.
Page(s) 47

3. Why might Copernicus have feared the Church's reaction to his book?

The Church typically reacted strongly to anyone questioning its
beliefs by accusing them of heresy and threatening them with
excommunication.

Page(s) 48

4. **Challenge** Why might the Church be concerned about a heliocentric explanation of the universe? Why was the Church concerned with scientific theories?

The Church had established itself as the sole authority on all matters, particularly how the
universe worked, how man gained access to heaven, etc., since the Middle Ages. Scientists offering
a different explanation posed a threat to the Church's authority. Furthermore, in the geocentric
explanation of the universe in which the earth was at the center of everything, man was also at the
center of everything—everything happened and revolved around the earth and man. A heliocentric
explanation of the universe seemed to suggest that man was not all-important, but just one part of
the universe.

Page(s) 48

NAME: _____
DATE: _____

5. How did the invention of the telescope help Galileo contradict the ideas of Aristotle and Ptolemy?

Galileo used the telescope to make observations that proved Aristotle's and Ptolemy's theories were incorrect. For
example, he saw that the moon had mountains, valleys, and craters, which contradicted Aristotle and Ptolemy's belief
that all heavenly bodies were perfect. Aristotle and Ptolemy also believed that the heavens they detailed were complete,
but the telescope allowed Galileo to see that there were four moons orbiting Jupiter that had not been seen before.

Page(s) 50

6. Why did Galileo think his discoveries did not contradict the Church's teachings?

He thought science and religion answered different questions. He
believed that the purpose of the Bible was to teach people how one
goes to heaven, not how the heavens go.

Page(s) 51

7. Why did Galileo recant his views supporting the heliocentric model?

When he was declared a heretic, in order to avoid punishment (and
possible execution), he decided it was better to recant his previous
statements.

Page(s) 53

NAME: _____
DATE: _____

Excerpt from “What Is at the Center of the Universe?”

Read the following excerpt from “What Is at the Center of the Universe?” and answer the question that follows.

Summarize this excerpt using at least three of the following core vocabulary words correctly: contradict, theory, contemporary, condemn, or speculation.

Answers may vary, but should include a summary of the excerpt that
correctly uses at least three of the following five words: contradict,
theory, contemporary, condemn, or speculation.

NAME: _____
DATE: _____

The Catholic Church Responds

As you read, take notes on the cause of the Catholic Reformation, actions of the Catholic Church, and the outcomes of the Catholic Reformation in the appropriate boxes. Use as many of the vocabulary words listed as you can in your notes for that box. Record the page number containing the text that supports your notes.

Cause of Catholic Reformation		
Vocabulary:	Notes (1 note):	Page(s):
converted Protestantism	• the Catholic Church saw a need to more clearly state its beliefs and teaching to root out corrupt practices	54,
	• many people had converted to Protestantism, the Catholic Church wanted to bring people back to Catholicism	55



Actions of the Catholic Church		
Vocabulary:	Notes (4–6 notes):	Page(s):
reform religious orders Jesuits doctrine banned corruption heresy	• the pope appointed team of cardinals to identify what was right and what reforms were needed in the Church	54,
	• the pope encouraged new religious orders—Society of Jesuits formed	55,
	• Ignatius and Jesuits worked to revive Catholicism in Europe—built schools and universities, traveled as missionaries	57,
	• the pope called together Council of Trent to respond to Protestant Reformation; Church censored printed materials and banned books	58,
		61



Outcomes of Catholic Reformation		
Vocabulary:	Notes (2–4 notes):	Page(s):
revitalized	• Council of Trent helped revitalize and unify the Catholic Church, brought some countries back to Catholicism	58,
	• Catholic Church was stronger and more united (but Catholics and Protestants would never be united again)	61
	• hope of reuniting into a single church was lost	

Write a paragraph summarizing the Catholic Reformation. Be sure to include the cause, actions, and outcomes of the Catholic Reformation.

Answers may vary, but should be supported with evidence from the text.

Challenge: What is the relationship between the Protestant Reformation and the Catholic Reformation?

The Protestant Reformation started when people began to question some of the Church's corrupt practices. The Catholic Reformation was in response to the Protestant Reformation in which the Catholic Church reformed itself.

NAME: _____
DATE: _____

Suffix –ist

Write the correct word to complete each sentence.

piano	soloist	art
dentist	pianist	science
scientist	solo	artist

1. There are several examples of art from the Renaissance movement that are still well-known today, such as da Vinci's *Mona Lisa*.
2. Advances made in science during the time of the Reformation showed that the earth was not at the center of the universe.
3. Mia walked up to the piano and began pressing on its black and white keys to listen to the different sounds they make.
4. Many people prefer to perform as part of a large orchestra, but Vanessa prefers to be a(n) soloist.
5. Javier visited the dentist to get the pain in his tooth checked out.

6. The artist lived with the patron as he worked on a piece of art for the patron's family.
7. The pianist did not miss a note as she performed the difficult piano piece.
8. Brooklyn was nervous as she walked onto the stage to sing her solo.
9. Copernicus was the scientist who observed that the earth and other planets revolve around the sun.

Write a sentence using the following word.

10. *novelist*

Answers may vary, but should correctly use the word *novelist*.

Challenge Using your knowledge of the suffix –ist, determine the meaning of the following word with the suffix –ist.

Root Word: *meteorology*
Meaning: a science dealing with the study of Earth's atmosphere and weather
Affixed Word: *meteorologist*
Meaning: a person who works in the field of study dealing with Earth's atmosphere and weather

NAME: _____
DATE: _____

Practice Spelling Words

Write the correct word to complete each sentence. You may need to add –s to make the word correctly fit in the sentence. As you write each word, remember to spell it syllable by syllable. Words will not be used more than once; some words will not be used.

immeasurable	immobile	impatient	impossible
incorrect	indefinite	independent	incomplete
excavate	exclude	exterior	export

1. The lever of the printing press became stuck and immobile, so the shopkeeper needed to repair it.
2. Henri told Jacques, "If you do not know the letters, it is impossible to read."
3. The power of the Church during the Middle Ages was immeasurable; it affected the lives of every person.
4. Luther argued that the Catholic Church was incorrect in many of its practices and teachings.
5. The pope grew impatient and upset as he waited for Luther to come to Rome for trial.

6. At first, Copernicus’s findings were incomplete; he wanted to do more observation of the night sky before coming to a conclusion.
7. The team of archeologists dug into the canyon for several months to excavate the dinosaur bones.
8. The exterior of the castle tumbled down during the attack.
9. The United States exports machines and engines to other countries.

For each of the spelling words that has not been used, write a sentence. Be sure to use correct capitalization and punctuation.

10. Answers may vary, but there should be one sentence correctly using each of the following words: indefinite, independent, and exclude.
11. _____
12. _____

NAME: _____

DATE: _____

Unit Assessment—*The Reformation*

Reading Comprehension

Today you will read two selections about the Reformation movement. After reading the first selection, you will answer several questions based on it. Then, you will read the second selection and answer several questions based on the texts.

Causes and Outcomes of the Reformation

- 1 Throughout the Middle Ages, the Catholic Church was the most powerful institution in western Europe. It was a focal point in the lives of nobles and commoners alike. It provided much of the education and social welfare in medieval society. The authority of the Church was absolute in religious matters and therefore had great influence over people’s lives.
- 2 The Church was also a wealthy institution. Power and wealth can be corrupting influences in any organization, and the Church was no exception. As people became more aware of corruption in the Church, dissatisfaction grew. In time, critics of the Church became increasingly outspoken in calling for reform.
- 3 In the 1500s, a wave of revolutionary religious reformers challenged the Church’s teachings and authority. These Protestant reformers, as they came to be called, broke away from the Catholic Church. With their followers they established their own form of Christianity—Protestantism.
- 4 Martin Luther (1483–1546 CE) is one of the most influential figures of the Reformation. Luther felt the Church had strayed from the Bible’s teachings, and saw no need for many of the Church’s long-held traditions. Some of its practices, such as the selling of indulgences, also prompted Luther to speak out against the Church.
- 5 Luther was a persuasive speaker who knew how to stir up people’s emotions. He also had a flair for drama. For example, once, the pope ordered Luther to recant statements he had made that contradicted Church teaching. Luther tossed the papal bull he had received onto a bonfire in front of a crowd.

Questions

1. What are the main factors that made the Catholic Church the most powerful institution in western Europe during the Middle Ages?
- The Church was powerful because it provided much of the education and social welfare. It had absolute authority in religious matters and it was very wealthy.
2. In paragraph 2, the author writes, “As people became more aware of corruption in the Church, dissatisfaction grew.” Which of the following phrases describes the meaning of the word *corruption* in this sentence?
- A. truthful actions by those in power
- B. social welfare actions to help others
- ☒ C. dishonest behavior by those in power
- D. social welfare actions to harm others
3. What are three reasons Martin Luther was such an influential figure of the Reformation?
- A. He did not believe in the Church’s teachings.
- ☒ B. He was a persuasive and dramatic speaker.
- C. People were no longer educated by the Church.
- D. The Church was not challenged by religious reformers.
- ☒ E. German princes supported Luther.
- ☒ F. The printing press helped him reach a large audience.
- G. Protestant reformers broke away from the Church.

NAME: _____

DATE: _____

4. What was one of John Calvin’s main beliefs?
- ☒ A. God has already decided who will go to heaven.
- B. People work to earn their way into heaven.
- C. The Catholic Church was wrong in its teaching.
- D. Church traditions should be upheld.
5. The first column of the following chart lists the challenges the Catholic Church faced during the Reformation. In the second column, write how the Church responded to the challenges. The last row is blank; find one more challenge the Church faced and provide its response.

Challenges Facing the Catholic Church During Reformation	How the Catholic Church Responded to Challenges
the teachings of Martin Luther and other reformers	<u>rejected Luther’s and other reformers’ arguments</u>
misunderstanding of Church doctrine	<u>tried to educate people about Church doctrine; Jesuits opened schools and universities</u>
the printing press had spread the teachings of Luther	<u>used the printing press to publish own books and banned other books</u>
<u>Answers may vary</u>	<u>Answers should be supported with evidence from the text.</u>

6. Were the Church's reform efforts during the Reformation effective? Why or why not? Use information from the text to support your answer.

Yes and no. The Church did emerge with a better educated clergy. It
stopped some corruption and remained a big part of people's lives. It
did not regain the religious and political power it once had.

Selection 1 Reading Comprehension Score: ____/6 points.

NAME: _____
DATE: _____

10.2
CONTINUED ASSESSMENT

Henry VIII and the English Reformation

- 1 Martin Luther triggered the Reformation in Europe. In England, it was King Henry VIII who made the break with the Catholic Church.
- 2 Henry became king in 1509 CE, when his father died, leaving him next in line to the throne. Just 18 years old at the time, the young king was far more interested in jousting, hunting, and dancing than running a country.
- 3 England was a Catholic country, and initially, relations were good between Henry and the pope in Rome. Not long after he took the throne, however, Henry asked the pope's permission to marry Catherine of Aragon. Catherine had been married to Henry's brother Arthur, who died in 1502 CE. Why did Henry need to ask the pope's permission? He was a king, after all. According to a passage in the Bible, a man was not supposed to marry his brother's widow. The Church maintained that their position was clear on this point, and therefore prohibited a marriage like the one Henry was proposing. But Henry insisted. He asked the pope to grant a special dispensation, or an exception, to the law banning his marriage to Catherine. Eventually the pope agreed, the dispensation was granted, and the marriage took place.

The King's Historic Decision

- 4 As much as Henry had wanted to marry Catherine, he had wanted a son—a male heir to the English throne—even more. Following the marriage, Catherine gave birth to several children, but only one, Mary, survived infancy. As the years passed, the king grew increasingly frustrated and concerned that they did not have a son.
- 5 It seemed to Henry that there was only one solution: he would divorce Catherine and marry someone else. There was, however, a major problem with this plan. The Catholic Church prohibited divorce.

Yet Henry was determined to get his way. He reasoned that if the pope could grant him one dispensation, why not two? There was now a new pope in Rome, Clement VII, successor to the one who had granted the first dis-

NAME: _____
DATE: _____

10.2
CONTINUED ASSESSMENT

pensation. When Questions

7. The second section of this text is titled "The King's Historic Decision." What is the meaning of this title?
☒ A. The king broke away from the Catholic Church.
☐ B. The king supported the Catholic Church.
☐ C. The king spread the teachings of the Catholic Church.
☐ D. The king communicated and worked closely with the pope.
8. In paragraph 3, the author writes that Henry insisted that he be allowed to marry Catherine of Aragon. What is the meaning of the word "insisted"?
☐ A. requested
☐ B. hoped
☐ C. asked
☒ D. demanded
9. Which of the following was a reason for the ending of more than one of Henry's marriages?
☒ A. execution of wife
☐ B. wife moved away
☐ C. natural death of Henry
☐ D. natural death of a child
10. Based on the text, what inference can be made about King Henry VIII?
☐ A. He was respectful of others.
☒ B. He would not give up and had to have and do things his way.
☐ C. He was fearful of the Catholic Church and its leaders.
☐ D. He easily accepted people's answers and advice.

NAME: _____
DATE: _____

10.2
CONTINUED ASSESSMENT

Writing Prompt

Compare and contrast the roles that Martin Luther and King Henry VIII had in the Reformation and Catholic Church. What were their motivations for challenging the Catholic Church? How did each man go about challenging the Catholic Church? Be sure to use information from the texts to support your answer.

Answers may vary, but should clearly identify the roles that both
King Henry VIII and Martin Luther played in the Reformation,
explain how their roles/motivations are similar to and different from
one another, and clearly identify the motivations for challenging the
Church. All information is clearly supported with evidence from the
text.

Writing Prompt Score: ____/4 points.

Grammar

Underline the interjection in each sentence. Then write the type of interjection on the line that follows, strong or mild.

1. Hooray! We get to have ice cream after dinner tonight.

Type: strong

2. Oh, I'll just wait here for my friend.

Type: mild

3. Gross, I stepped on a piece of gum.

Type: mild

4. Stop! A car is coming.

Type: strong

Fill in the blanks of the sentences with the correct linking verb.

5. [past/to be] My sister was excited when she learned to read.

6. [present/to look] The flowers blooming in the garden look pretty.

7. [past/to sound] The thunder last night sounded very loud.

NAME: _____
DATE: _____

10.2
CONTINUED ASSESSMENT

Write the correct preposition to complete each sentence. Some prepositions may not be used at all. Then write the function (place, time, or partner) in the box below the preposition.

in	to	with	for
up	after	around	on

8. After playing basketball, I like to drink a big glass of water.

time

9. The astronomer used the powerful telescope to look up at the planets in the sky. place

10. The colorful ribbon was wrapped around the gift box.

place

Write a sentence for each of the correlative conjunctions pair.

11. *both/and*

Answers may vary, but should correctly use the correlative conjunctions both/and.

12. *not only/but also*

Answers may vary, but should correctly use the correlative conjunctions not only/but also.

Grammar Total: _____ of 12 points.

NAME: _____
DATE: _____

10.2
CONTINUED ASSESSMENT

Morphology

Write the correct word to complete each sentence.

1. Bai asked her friend to enlighten her about the Reformation, a topic she knew nothing about.
(lighten, enlighten, close, enclose)

2. Reviewing his homework will enable Louis to do well on his test tomorrow.
(danger, endanger, enable, able)

3. Shanti took pictures of the old, strong walls that enclosed the city and helped to keep invaders away.
(sure, ensured, closed, enclosed)

4. The novelist has written over 20 books during her career.
(pianist, scientist, novelist, dentist)

5. I visit the dentist twice a year to have my teeth cleaned.
(scientist, dentist, novelist, pianist)

Morphology Total: _____ /5 points.

NAME: _____
DATE: _____

PP.1 ASSESSMENT

The Reformation Mid-Unit Content Assessment

1. _____ invented a printing press with _____ type.
- A. John Calvin; movable
 - B. Martin Luther; woodblock
 - C. Johann Gutenberg; handwritten
 - ☒ D. Johann Gutenberg; movable
2. The column on the left lists key features of the different approaches to bookmaking in Europe. Put a check mark beside the feature in the correct column for how books were made.

Key Features	Books Made by Hand	Books Made by Printing Press
A. took months to make	✓	
B. took days to make		✓
C. used type arranged to form words		✓
D. handwritten	✓	
E. affordable		✓
F. made by monks	✓	
G. expensive	✓	

3. How did Gutenberg's invention of a printing press impact the everyday lives of people during this time period?

It made printed material like books more accessible to more people,
which changed their lives by giving them greater access to new ideas.

4. Think of one adjective to describe the Catholic Church during the Middle Ages and Renaissance. Write the adjective in the first blank and then explain your choice of adjective by completing the sentence.

The Catholic Church was Answers may vary during the Middle Ages and Renaissance because Answers may vary, but should include appropriate reasoning for why the word chosen for the blank is an adjective that accurately describes the Catholic Church during the Middle Ages and Renaissance.

5. The reformer named _____ viewed the Catholic Church as _____ because of the issuing of indulgences.
- A. Johann Gutenberg; moral
 - B. Martin Luther; peaceful
 - ☒ C. Martin Luther; corrupt
 - D. John Calvin; faithful

NAME: _____
DATE: _____

PP.1 CONTINUED ASSESSMENT

6. What is the relationship between Martin Luther's Ninety-Five Theses and the Reformation?

Luther's Ninety-Five Theses sparked a religious and political
movement known as the Reformation. They got people thinking
about Church practices.

7. How did Martin Luther, the Anabaptists, and John Calvin challenge the Catholic Church?

Martin Luther challenged the corrupt practices of the Catholic
Church. The Anabaptists challenged the Catholic Church's
political and governmental influence, establishing an independent
community in Munster, Germany, with their own 'king'. John Calvin
challenged many of the Catholic Church's traditions and beliefs and
believed in predestination.

NAME: _____
DATE: _____

PP.2 ASSESSMENT

The Reformation End-of-Unit Content Assessment

1. _____ changed Europe when he invented a printing press with movable type. This press aided in the distribution of texts written by _____, the man credited with sparking the _____.
- A. Johann Gutenberg; John Calvin; Catholic Reformation
 - B. Martin Luther; Johann Gutenberg; Protestant Reformation
 - ☒ C. Johann Gutenberg; Martin Luther; Protestant Reformation
 - D. Martin Luther; Erasmus; Catholic Reformation
2. Gutenberg's invention of a printing press was important because it _____. (Select all that apply).
- A. translated books into English
 - ☒ B. made books more readily available to people
 - C. allowed monks to press books more slowly
 - ☒ D. could print several hundred pages a day
 - ☒ E. promoted the spread of new knowledge and ideas
3. List three adjectives that describe the Catholic Church during the Middle Ages and the Renaissance.

Answers may vary, but may include wealthy, influential, and
powerful.

4. Who was Martin Luther?
- Martin Luther was a Catholic monk who disagreed with some of the practices of the Catholic Church. He wrote the Ninety-Five Theses, which helped spark the Reformation.
5. The Ninety-Five Theses were _____.
☒ A. Luther's objections to the issuing of indulgences
B. names of the people who led the Reformation movement
C. books printed for the Catholic Church
D. beliefs held by John Calvin
6. Explain the relationship between the Ninety-Five Theses and the Reformation.
The Ninety-Five Theses helped spark the Reformation as they got people thinking about Church practices.

NAME: _____
DATE: _____

PP.2
CONTINUED

ASSESSMENT

7. Choose one of the following and write about the role the person or group played in the Reformation movement: Martin Luther, the Anabaptists, or John Calvin.
- Answers may vary, but may include that Martin Luther helped spark the Reformation; the Anabaptists tried to start a new political community of people who believed the same things they did; and John Calvin helped spark a new branch of Christianity called Calvinism, which focused on the ideas of predestination and self-discipline.
8. How are the geocentric model and the heliocentric model of the universe different from one another?
- A. The geocentric model states that the sun is the center of the universe; the heliocentric model states the earth is the center of the universe.
- ☒ B. The geocentric model states the earth is the center of the universe; the heliocentric model states the sun is the center of the universe.
- C. The geocentric model states Jupiter's moons are the center of the universe; the heliocentric model states the sun is the center of the universe.
- D. The geocentric model states the earth is the center of the universe; the heliocentric model states the moon is the center of the universe.

- The following question has two parts. Answer Part A and then answer Part B.*
9. **Part A:** How did the scientific theories of Nicolaus Copernicus, Johannes Kepler, and Galileo Galilei challenge the views of the Church during the Reformation?
- A. Copernicus, Kepler, and Galileo all supported the Church's views that the earth is at the center of the universe.
- B. The work of Copernicus, Kepler, and Galileo did not challenge the views of the Church during the Reformation.
- ☒ C. The work of Copernicus, Kepler, and Galileo showed evidence that the Church's view that the earth is at the center of the universe was incorrect.
- D. Kepler and Galileo worked to disprove Copernicus's work showing the sun was the center of the universe.
- Part B:** How did the Church respond to Galileo's challenge?
- The Church accused Galileo of being a heretic.
10. The Jesuits, led by _____, helped the Catholic Reformation by reviving Catholicism in Europe and spreading the faith to the New World.
- A. Martin Luther
B. Christopher Columbus
C. John Calvin
☒ D. Ignatius of Loyola
11. Which of the following were actions the Catholic Church took to reform itself? Circle all that apply.
- A. created the *Index of Forbidden Books*
B. built walls around major Catholic cities to keep out Protestants
☒ C. took steps to reform corrupt practices within the Church
☒ D. established new religious orders such as the Jesuits

NAME: _____
DATE: _____

PP.2
CONTINUED

ASSESSMENT

12. How did the Protestant and Catholic Reformations impact Europe? Circle all that apply.
- A. The Catholic Church weakened further.
- ☒ B. Conflicts flared between Christians that led to wars lasting many years.
- ☒ C. More people had access to Bibles printed in their native language.
- D. Kings lost control over their kingdoms as the Church took more control of people and land.
- ☒ E. People began to identify more with countries and empires rather than with a particular religion.
- ☒ F. Europe was bitterly divided between Protestants and Catholics.

NAME: _____
DATE: _____

PP.3 ACTIVITY PAGE

Interjections

Underline the interjection in each sentence.

- 1. Bravo! You played the flute very well.
- 2. Yikes, the test is today?
- 3. Hmm, let me think about that and get back to you.
- 4. Oh no! I forgot my keys.
- 5. Grrr! Stop interrupting while I am talking.

Write the interjection that best fits each sentence. Then write the type of interjection (strong or mild) on the line that follows.

Ew	Yay	Shh
Wow	Ow	Oh

- 1. Ow! I stubbed my toe against the wall.
Type: strong
- 2. Wow! Those fireworks look amazing.
Type: strong
- 3. Shh, don't say it so loudly; mom might hear about the surprise.
Type: mild

- 4. Yay! Spring break is next week.
Type: strong
- 5. Oh, I did not know that I hurt your feelings.
Type: mild

Write a response to each situation that includes an interjection. Remember to include the correct punctuation following the interjection.

- 1. You tasted something awful.
Answers may vary, but should include appropriate use of an interjection and correct punctuation following the interjection.
- 2. Your friend won the spelling bee.
Answers may vary, but should include appropriate use of an interjection and correct punctuation following the interjection.
- 3. The book you wanted to borrow is finally available at the library.
Answers may vary, but should include appropriate use of an interjection and correct punctuation following the interjection.
- 4. You accidentally spilled water on the book.
Answers may vary, but should include appropriate use of an interjection and correct punctuation following the interjection.

NAME: _____
DATE: _____

PP.4 ACTIVITY PAGE

Subject-Linking Verb Agreement

Fill in the blanks of the sentences with the correct linking verb.

- 1. [past/to be] Martin Luther was unhappy with the Catholic Church.
- 2. [past/to be] During the Middle Ages, most people were illiterate.
- 3. [past/to feel] The Church felt responsible for changing their ways.
- 4. [past/to feel] The Catholic Church felt threatened by Martin Luther's ideas.
- 5. [past/to look] The pope looked furious when Luther refused to change his mind about his beliefs.
- 6. [present/to sound] The letter from the pope sounds serious.
- 7. [present/to be] Rome is popular because of its historical sites.
- 8. [past/to be] The monks were patient as they copied books with pen and ink on thin sheets of paper.

- 9. [present/to be] The stained glass windows are colorful and decorative.
- 10. [present/to be] I am amazed with Galileo's discoveries.

Write two sentences with linking verbs. One sentence should use a linking verb in the present tense and one sentence should use a linking verb in the past tense.

- 1. Answers may vary, but should correctly use a linking verb in the present tense or the past tense.
- 2. Answers may vary, but should correctly use a linking verb in the verb tense not used in the first sentence, present or past.

NAME: _____
DATE: _____

PP.5 ACTIVITY PAGE

Prepositions

Write the correct preposition to complete each sentence. Some prepositions will be used more than once. Then write the function (place, time, or partner) in the box below the preposition.

with	up	to	in
after	for	around	

Example: Before the Reformation, many people believed that the earth was at the center of the universe.

1. Galileo was born in 1564 CE in the city of Pisa, Italy.
2. He used a telescope to look up at the night sky and saw craters on the moon's surface. Galileo also saw four moons orbiting around Jupiter.
3. In 1610 CE, Galileo published a book called *The Starry Messenger*, in which he wrote about what he observed with his telescope.

4. Galileo was summoned to Rome where he was ordered to stop talking about his ideas, so he decided to keep quiet for a few years.
5. Astronomers and mathematicians who came after Galileo found more evidence that he was correct. In the middle of the 1700s, the Church began acknowledging the evidence that the planets circle around the sun.

Answer the following questions in complete sentences, using the prepositions in the word box. You will not need to use all of the prepositions. Underline the preposition(s) in your sentence.

next to	with	on	at
around	after	before	in

1. When do you leave your home to come to school?
Answers may vary, but should correctly use a preposition from the box and the preposition should be underlined.
2. Where do you usually spend recess and who do you usually spend it with?
Answers may vary, but should correctly use a preposition from the box and the preposition should be underlined.
3. What is your favorite place in the community and when do you usually go there?
Answers may vary, but should correctly use a preposition from the box and the preposition should be underlined.

NAME: _____
DATE: _____

PP.7 ACTIVITY PAGE

Prefix en-

Write the correct word to complete each sentence.

1. After Jacques cleaned the letters, they were encased in a box.
(enforced, forced, encased, cased)
2. Jacques was able to read after a few months of working at the printing shop.
(able, enable, sure, ensure)
3. During his time at the monastery, Luther may have enclosed himself in a room to read the Bible.
(cased, encased, closed, enclosed)
4. Studying biblical passages likely enlightened Luther to see the corruption in the Church.
(enlivened, enlightened, endangered, enforced)
5. Church leaders worried that the spread of Luther's ideas would put their authority in danger.
(danger, endanger, rage, enrage)
6. Pope Paul III appointed leaders to enforce Church teachings.
(force, enforce, able, enable)

Write the meaning of the root word. Then, add the prefix en- to the word. Determine the part of speech and meaning of the new word. Write a sentence using the new word.

1. *sure*
Meaning: (adj.) certain, having no doubt
Add en-: ensure
New meaning: (v.) to make sure, certain, or safe
Sentence:
Answers may vary but should correctly use the word ensure.
2. *rage*
Meaning: (n.) very strong anger
Add en-: enrage
New meaning: (v.) to make very angry
Sentence:
Answers may vary but should correctly use the word enrage.

NAME: _____
DATE: _____

PP.8 ACTIVITY PAGE

Suffix –ist

Write the correct word to complete each sentence.

science	novelist	dentis
piano	scientist	novel
pianist	art	

1. *The House on Mango Street* is a novel by Mexican-American writer Sandra Cisneros.
2. Our piano used to belong to my grandfather, who gave it to us so I could learn to play.
3. The scientist put on her white lab coat and safety goggles before starting the experiment.
4. My last visit to the dentist went very well—no cavities!
5. Biology, chemistry, and geology are all branches of science.
6. The pianist spent months practicing famous piano pieces before his audition to play a solo.
7. Poems, paintings, and sculptures are all types of art.

Write the correct word from the word box from the previous page to answer each riddle.

8. I work in a branch of science and gather evidence from various sources to learn more about what I study. Who am I?
scientist
9. I write fictional books. Who am I?
novelist

Challenge Using your knowledge of the suffix –ist, determine the meaning of the following words with the suffix –ist.

Root Word: *archeology*
Meaning: a science that studies the past human life and activities of ancient people by studying bones, tools, and other artifacts
Affixed Word: *archeologist*
Meaning:

a person who studies the past human life and activities of ancient people by studying bones, tools, and other artifacts

Root Word: *percussion*
Meaning: musical instruments that are played by hitting or shaking, such as drums and cymbals
Affixed Word: *percussionist*
Meaning:

a person who plays musical instruments by hitting or shaking them

NAME: _____
DATE: _____

E1.1 ACTIVITY PAGE

Erasmus and the Reformation

As you read the enrichment selection, “Erasmus and the Reformation,” answer the following questions using complete sentences.

1. Describe Erasmus’s relationship with the Catholic Church.
He was a devout Catholic and respected the Catholic faith, but he was dismayed by the corruption and abusive use of power he saw among some Church leaders. He wanted to use the power of the written word to stimulate reform.
- Page(s) 64
2. Why is the title of the section on page 66 “Caught in the Middle?”
Although Erasmus’s ideas were supported by Luther and his supporters, Erasmus did not want to take sides in the conflict between Luther and the reformers and the Catholic Church. Erasmus was caught in the middle between the reformers and the Catholic Church.

3. Why did Erasmus move away from Basel in 1529 CE and then move back to Basel in 1535 CE?
Protestants took control of Basel’s city government and Erasmus felt morally obligated to leave because he objected to living where Catholic worship was legally and forcefully suppressed. He moved back to be closer to his publisher and oversee the printing of his last edition of the New Testament.
- Page(s) 68, 69
4. How did Erasmus likely help save Martin Luther’s life?
Erasmus wrote to Frederick III of Saxony saying he didn’t think Luther was a heretic and urged Frederick to protect Luther. Frederick took Erasmus’s advice and made sure Luther remained safe.
- Page(s) 69
5. From the following list, choose the adjective you think best describes Erasmus. Then, in a few sentences, make an argument for why that adjective best describes him. Be sure to use evidence from the text to support your argument.

stubborn, *adj.* being determined not to change your mind or opinion
principled, *adj.* always acting in accordance with your morals and/or beliefs
generous, *adj.* showing kindness and a readiness to give things to others
peace-loving, *adj.* showing an aversion to fighting and conflict; supporting non-violence

Answers may vary, but should include evidence from the text to support the adjective choice.

Life and Achievements of Copernicus

As you read the selection, "Life and Achievements of Copernicus," take notes on each section. Use the questions in the right-hand column as hints to guide your note-taking, though you might take notes on important information that is not covered by the questions. Incorporate as many vocabulary words into your notes as possible. Then, answer the question to the right of your notes.

Section	Notes and Page Numbers	Question
The Polish Astronomer	in school: <ul style="list-style-type: none">• mathematics, astronomy (70)• medicine, law (71) from observation: <ul style="list-style-type: none">• planets moved in ways that didn't agree with the geocentric model (72)	What did Copernicus learn in school and what did he learn from observation?
The Little Commentary	outlined Copernicus's new heliocentric theory (73)	What was <i>The Little Commentary</i> ?

E.2.1

ACTIVITY PAGE

NAME: _____
DATE: _____

Section	Notes and Page Numbers	Question
A Life's Work	<ul style="list-style-type: none">• collected enormous amounts of data (74)• may have been wary of the Church's reaction to his radical new view (74)• lived in remote part of Poland, didn't travel or interact much with other scientists and scholars (74)	Why did it take Copernicus so long to publish <i>On the Revolutions</i> ?
The Truth Comes Out	<ul style="list-style-type: none">• many Protestant and Catholic scholars dismissed the book (76)• many astronomers rejected Copernicus's theory initially (76)• other astronomers realized the importance of Copernicus's work and were inspired (76)	What impact did Oslander's "letter to the reader" have on the public's reception of <i>On the Revolutions</i> ?

Life and Achievements of Galileo

As you read the selection, "Life and Achievements of Galileo," answer the following questions using complete sentences.

1. Galileo was known for proving people wrong by providing evidence. What important discoveries did he make, and how did he prove them with evidence?

objects fall at the same rate regardless of weight; Copernicus's

heliocentric theory was correct; he conducted experiments and

observations to gather evidence to prove his discoveries were correct

Page(s) 78, 79, 81

2. Galileo wrote in a letter to Kepler: "...I accepted the Copernican position several years ago..." What is the Copernican position Galileo accepted?

the heliocentric model of the universe

Page(s) 80

Later in the same letter Galileo wrote that he was "...warned by the fortunes of Copernicus..." What does he mean by that statement?

Copernicus's book wasn't well-received because it went against Church

teachings. The preface to the book had been replaced so nobody took his

book seriously. Galileo was wary of the Church's reaction to his work as well.

Page(s) 76, 80

E.3.1

ACTIVITY PAGE

NAME: _____
DATE: _____

3. What did Galileo do to ensure that many people would read his book, *Dialogue Concerning the Two Chief World Systems*?

He wrote the book in Italian rather than Latin so that all Italians

who could read could understand it, not just highly educated

scholars and specialists. In addition he presented the information in

a clear and humorous way so people wanted to read it.

Page(s) 81, 82

4. The text states "Galileo is often called the father of modern astronomy, even of modern science." Why is he called this?

His discoveries and writings changed the world of science forever.

Page(s) 83



Core Knowledge Language Arts®

Series Editor-In-Chief

E.D. Hirsch, Jr.

President

Linda Bevilacqua

Editorial Staff

Khara Turnbull, Editorial Director

Sarah Zelinke, Lesson Development Director

Rosie McCormick, Content Director

Deborah Samley, Managing Editor

Sara Hunt, Senior Editor

Erin Kist, Senior Editor

Angelica Blanchette, Associate Editor

Laura Drummond, Associate Editor

Liz Pettit, Associate Editor

Kate Stephenson, Associate Editor

Cate Whittington, Associate Editor

Editorial-Design Coordination

Robin Blackshire, Director, Editorial-Design Coordination

Mick Anderson, Senior Copy Editor

Nathan Baker, Copy Editor

Maggie Buchanan, Copy Editor

Emma Earnst, Web Content Manager

Lucinda Ewing, Copy Editor

James Kendley, Revisions and Documentation Specialist

Design and Graphics Staff

Scott Ritchie, Creative Director

Liza Greene, Art Coordinator

Liz Loewenstein, Print Production Artist

Bridget Moriarty, Content Designer

Lauren Pack, Content Designer

Amy Siever, Print Production Artist

Consulting Project Management Services

ScribeConcepts.com

Reader Author

Rebecca L. Johnson
Deborah Mazzotta Prum

Expert Reviewers

Gerald P. Fogarty

Illustration and Photo Credits

Album / Kurwenal / Prisma / Album / SuperStock: 68–69/86–87
Album / Oronoz / Album / SuperStock: 73/91
Album / Prisma / Album / SuperStock: 106–107
Alexei Fateev / age fotostock / SuperStock: 74/92
altrendo travel / Exactostock / SuperStock: 17
Anonymous / Wikimedia Commons / Public Domain: 16, 16, 16, 16
Burning of heretics books, detail from by San Domenico and Albigenses, by Pedro Berruguete (circa 1450 – circa 1504) / De Agostini Picture Library / G. Dagli Orti / Bridgeman Images: 178
Copernican sun-centred (Heliocentric) system of universe showing orbit of earth and planets round the sun, including Jupiter and its moons. Figure on bottom right represents Copernicus. From Andreas Cellarius Harmonia Macroscmica, Amsterdam, 1708. Hand-coloured engraving. / Universal History Archive/UiG / Bridgeman Images: 136–137
Dawn: Luther at Erfurt, 1861, Paton, Sir Joseph Noel (1821–1901) / © Scottish National Gallery, Edinburgh / Bridgeman Images: 105
DeAgostini / DeAgostini / SuperStock: 112, 138/156, 138–139/156–157, 173
Design Pics / Design Pics / SuperStock: 32
Fine Art Images / Fine Art Images / SuperStock: 24, 27, 142/160
Frater Rufillus / Wikimedia Commons / Public Domain: 18
Funkystock / age fotostock / SuperStock : 15
Heinz-Dieter Falkenstein / age fotostock / SuperStock: 219/219/219
Iberfoto / Iberfoto / SuperStock: 17, 139/157, 143/161, 176–177
Image Asset Management Ltd. / Image Asset Management Ltd. / SuperStock: 140/158
imageBROKER / imageBROKER / SuperStock: 66–67/84–85
Interfoto / Interfoto / SuperStock: 33
John Warburton Lee / SuperStock: 16
JTB Photo / JTB Photo / SuperStock: 74/92
Kathy Collins / Exactostock / SuperStock : 15
Kepler's concept of an attractive force from the sun — a 'virtue'. His idea of 'gravity' by which he hoped to account for his elliptical planetary orbits was to some extent analogous to magnetism. From Johannnes Kepler Epitome Astronomiae Copernicanae / Universal History Archive/UiG / Bridgeman Images: 141/159
Limbourg brothers / Wikimedia Commons / Public Domain: 18
LOOK-foto / LOOK-foto / SuperStock: 30–31
Marie-Lan Nguyen / Wikimedia Commons / Public Domain: 14
Martin Hargreaves: 45, 46–47/216, 48/216/216, 49/216/216, 49/216, 50–51/216, 53
Martin Luther before the Diet of Worms, 1965 (colour litho), Taubert, Wolfgang (fl.1965) / Deutsches Historisches Museum, Berlin, Germany / © DHM / Bridgeman Images: 110–111
Mary Evans / INTERFOTO / A. Koch: 71/89/219/219/219/219/219/219
Mary Evans / The National Archives, London, England: 70/88
Opening page of the book of Genesis from the Gutenberg Bible, printed by Johannes Gutenberg (c.1400–68) and Peter Schoeffer (1425–1502) in Mainz, 1454–56 (printed paper), German School, (15th century) / Bibliotheque Mazarine, Paris, France / Archives Charmet / Bridgeman Images: 29
Peter Willi / PeterWilli / SuperStock: 144–145/162–163
Photononstop / Photononstop / SuperStock: 174
Radius / Radius / SuperStock : 13
Science and Society / Science and Society / SuperStock: 25, 25, 25, 26
Stock Montage / Stock Montage / SuperStock: cover/i
SuperStock / SuperStock: 75/93/203, 109, 219/219
The Invention by Gutenberg of Moveable Type printing, illustration from 'First Book of French History' by A. Aymard, published by Hachette, 1933 (colour litho), Beuzon, J. L. (fl.1933) / Private Collection / Archives Charmet / Bridgeman Images: 22–23/215
Universal Images Group / Universal Images Group / SuperStock: 113, 141/159
View Stock / View Stock / SuperStock: 27

Amplify.

Unit 6
The Reformation
Teacher Guide

GRADE 5

